



# CALIFORNIA STATE UNIVERSITY

# GRAD SLAM

## THREE-MINUTE THESIS COMPETITION

# 2023

HOSTED BY **SDSU** | San Diego State University

Thank you for registering for the CSU Grad Slam 2023!

Opening remarks start at 10:00am with the preliminaries starting at 10:30 am and will feature 42 competitors from 22 CSU campuses in five different breakout rooms!

After the preliminaries have concluded, the top two competitors from each preliminary round will compete in the final round which is scheduled for 1:00 PM.

The final round will have first and second place winners and an Audience Choice winner. Join us to vote for the People's Choice Winner!

Please use the Event Guide to locate competitors and adjust your Zoom settings for the best virtual experience!

## BREAKOUT ROOM COMPETITORS

We have 22 CSU campuses participating with competitors pre-assigned to the designated breakout rooms as noted below:

Preliminary Round Room 1	Preliminary Round Room 2	Preliminary Round Room 3	Preliminary Round Room 4	Preliminary Round Room 5
Daniella Tierra (Humboldt)	Kristin Tenney (SDSU)	Ainaria Johnson (Fullerton)	Cindy Knapp (Dominguez Hills)	Jaedyn Rollins (San Jose State)
Ricardo Cortez (Fresno)	Trevor Ruppert (Northridge)	Daniela Moore (Pomona)	Arnel Mariano (Pomona)	Diane Dizon (Dominguez Hills)
Jocelyne Dates (San Marcos)	Michelle Jones (Sonoma)	Kali Prescott (Monterey Bay)	Tapasya Madhusudan Solu (East Bay)	Brandon Quintana (Fullerton)
Haley Myers Dillon (Sacramento)	Gabrielle Trejo (San Francisco)	Pa Yang (Chico)	Isaak Haberman (Monterey Bay)	David Lopez Sanchez (San Bernardino)
Rebecca Kopel (Sonoma)	Hoang-Vi Vu (San Jose State)	Matthew Engquist (Los Angeles)	Evan Krikorian (Los Angeles)	Rocci Vizzusi (Chico)
Katie Bui (San Francisco)	Peggy Scarborough (Humboldt)	Preeti Sundaramurti (East Bay)	Olivia Hart (San Bernardino)	Kayleigh Hart (Long Beach)
Judy Mahmalji (SDSU)	Olivia Sinclair (Sacramento)	Ambrosia Johnston (Stanislaus)	Mary Vardeh (Stanislaus)	Daniela Mazal (Bakersfield)
Vanessa Tamayo (Northridge)	Isabella Ozuna (Bakersfield)	Mohamed Debich (CI)	Guarav Saini (CI)	Kaden Caliendo (SLO)
Andrew Lloyd Smith (Long Beach)	Kalen Goo (SLO)	---	---	---

After the preliminary rounds conclude, we will have a lunch break from 12-1 PM.

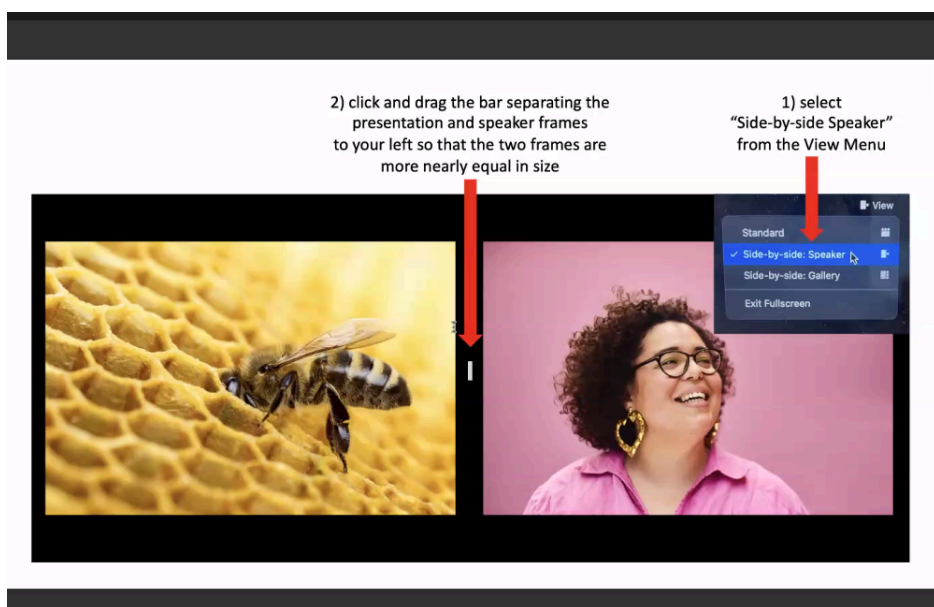
---

## ZOOM VIEWING OPTION

We recommend viewing today's presentations in Side-by-side mode. Please adjust your **"View Options"** accordingly to your preference or suggested setting below.

1. When in a Zoom meeting or webinar and the host is sharing their screen, you can select View Options in the top menu bar to enable **"Side-by-side Mode"** during the presentation.
2. Then, find the **"View"** button in the upper right corner, and set it to **"Side-by-side: Speaker"** to put the speaker on the right of the shared screen. You can drag the slider between the shared screen and speaker to make the speaker's video more prominent than the slide and vice-versa.

### Example of Setting up "Side-by-side: Speaker" in Zoom:




---

## BREAKOUT ROOMS

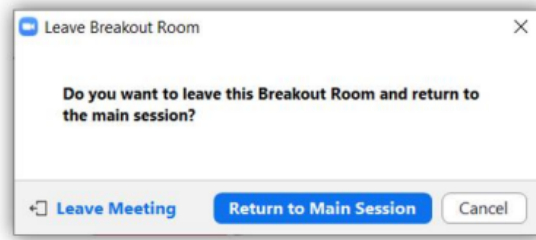
### Breakout Rooms information and example

If the host has allowed participants to self-select and join breakout rooms of their choosing, participants will be able to view and select from a list of breakout rooms the host has created. They will be able to enter and leave breakout rooms freely.

**Note:** Participants not joined with the desktop or mobile app (version 5.3.0 or higher) will not be able to self-select a breakout room. The host will need to facilitate moving these participants manually.

1. Click **Breakout Rooms**  in your meeting controls.  
This will display the list of open breakout rooms created by the host.
2. (Optional) Click **Expand All** to expand all available rooms and see which participants are in that particular room.  
**Note:** The **Expand All** and **Collapse All** options require version 5.9.6 or higher.
3. Hover your pointer over the number to the right of breakout room you wish to join, click **Join**, then confirm by clicking **Join**.
4. Repeat as necessary to join other breakout rooms, or click **Leave Room** to return to the main session.

You have the option to move from room to room. Please make sure to leave the room and not the meeting.



If you accidentally leave the meeting, please use this [link](#) to re-enter the Zoom meeting and join a breakout room.

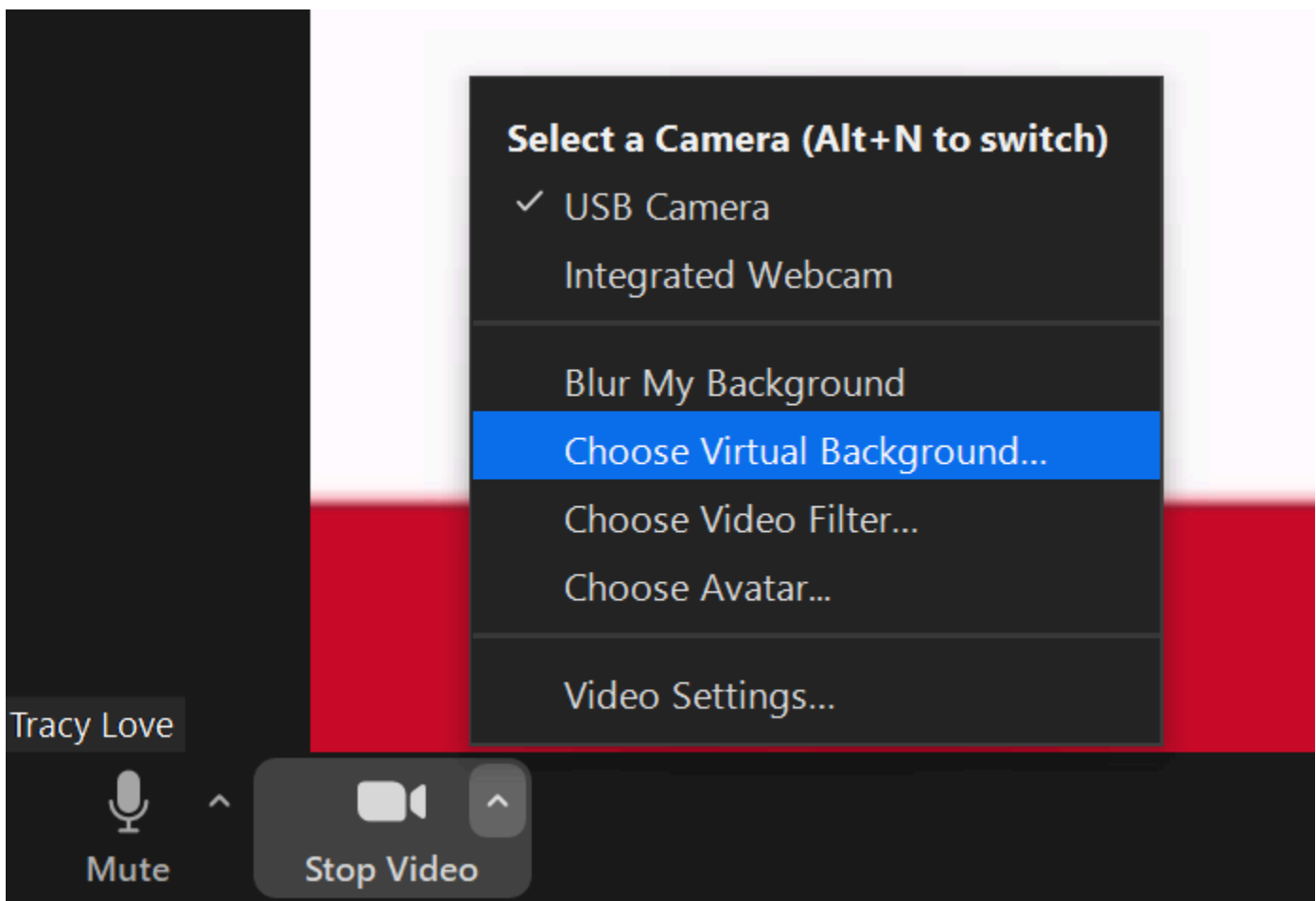
---

## ZOOM BACKGROUND OPTION

If you would like to leave your camera on, we ask that you please use our Zoom background for the event.

1. Use this link to download the image: [2023 CSU Grad Slam Zoom Background.jpg](#)
2. Once downloaded, please use the Zoom video settings to add the background.
3. Click on the arrow next to the **“Start Video”** option.
4. Then click on **“Choose Virtual Background...”**
5. You will click on the plus sign to the right of the setting for **“Virtual Backgrounds”** and choose **“Add Image”**
6. Find the downloaded image/JPG and click on open.
7. The image will now be part of your virtual background options
8. A blue line will indicate the picture has been selected.
9. Then exit out of the settings by clicking on the ‘X’ on the top right-hand side.

Please view the example below for more details.



## Settings

- General
- Video
- Audio
- Share Screen
- Team Chat
- Zoom Apps

### Background & Effects


- Recording
- Profile
- Statistics
- Feedback
- Keyboard Shortcuts
- Accessibility



#### Virtual Backgrounds Video Filters Avatars **BETA**



2023 SDSU Grad Slam Zoom Background copy

☐ I have a green screen  ☐ Mirror my video

[Studio Effects](#)