

Manuscript Submission Guidelines

Journal of English Language and Linguistics (JEL)

Upon submitting your manuscript to the Journal of English Language and Linguistics (JEL), please adhere to the following guidelines:

1. The full manuscript of the articles must be submitted in the Word File as an electronic file using Microsoft Office Word 2010 onwards via this website: <https://so17.tci-thaijo.org/index.php/JEL/index>.
2. The articles must be relevant to the following fields: English Language, Linguistics, Applied Linguistics, Literature, English for Specific Purposes (ESP), English for Academic Purposes (EAP), English as a Lingua Franca (ELF), Translation and Interpretation, Technology and Language, World Englishes, Language Acquisition, Innovations in Language Teaching and Learning, Language Testing and Assessment, Teaching English to Speakers of Other Languages (TESOL), Teaching English as a Second Language (TESL), Teaching English as a Foreign Language (TEFL), and English Language Teaching (ELT).
3. The **research article** must be based on the language-related areas specified above in item 2. The article should range in length from 2,500 to 8,000 words, including figures, tables, and references. An abstract, with one page of A4 or 150 to 250 words, is accompanied by a list of three to five keywords arranged in alphabetic order.
4. The **academic article** should provide discussions on all aspects related to the language-related areas specified above in item 2. It should range in length from 1,500 to 4,000 words, including references. An abstract, with one page of A4 or 150 to 250 words, is accompanied by a list of three to five keywords arranged in alphabetic order.
5. The article must be written in Standard American or British English. If the language used for writing is not the author's native language, the article must be thoroughly proofread by native speakers of the respective language and must be verified and signed by an English language expert in a form given before being sent to the editor.
6. The article must be carefully assessed for accuracy and language quality before submission. It is necessary to ensure that the article has been thoroughly edited and proofread in compliance with an academic standard of English.
7. The article must be typewritten on a single-sided A4 paper with 12-point Times New Roman font in 1.15-line spacing. Normal top-left margins of 2.54 cm. and bottom-right margins of 2.54 cm. are used.
8. The article must conform to the requirements of the guidelines prescribed by the Publication Manual of the American Psychological Association (APA), 7th edition (2020).
9. Articles submitted for publication in JEL must be carefully screened for plagiarism (turnitin check).

10. The article submitted for publication in JEL has not been published elsewhere and is not under consideration by peer reviewers for publication in other journals.


11. The authors must strictly comply with the criteria for the publication of academic and research articles set by the journal.

12. The article will be reviewed by at least three peer reviewers in the relevant fields. It should be noted that an article published in the journal must be approved by at least two peer reviewers.

13. The Editorial board is responsible for the final decision regarding acceptance or rejection of the article published in the journal.

14. The author will be officially informed if the article is not accepted. However, the manuscript will not be sent back to the reviewer.

15. The title—5-15 words in length, should be a clear, concise, and informative description and accurately reflect the main scope and content of the article. It must be centered and written in bold typeface with a 14-point Times New Roman (TNR) Font Size, Centered, Boldface, Title Case Heading.

16. The name(s) of the author(s) must be centered between the side margins and typewritten in boldface with 10-point Times New Roman font, followed by number in order and hyperlink ORCID iD icon . The corresponding author's name must be followed by the number in order, asterisk symbol, and hyperlinked ORCID iD icon. Consider the following example:

First Author^{1*} , Second Author² , Third Author³ 

17. The affiliation(s) of the author(s) must be written and set flush on the left using the italic face with a 10-Point Time Roman font below the author's name. The affiliated institution, city/state, and country should also be included. Looking at the examples below:

¹ *Buriram Rajabhat University, Buriram, Thailand*

² *Mahachulalongkornrajavidyalaya University, Ayutthaya, Thailand*


³ *Buriram Rajabhat University, Buriram, Thailand*

18. The corresponding author's affiliation must be written as the footnote below the side margin on the bottom page and set flush on the left with 10-Point Time Roman font using asterisk as the footnote symbol. The corresponding author's affiliation must include an e-mail address. Consider the following example:

*Corresponding author.

E-mail address: suphakit.ph@bru.ac.th

19. An Author who does not have an ORCID iD should register to obtain it. ORCID offers a Registry for free of charge at <https://orcid.org/register>. ORCID offers a persistent digital identifier (ORCID iD) to every other researcher. It can connect his/her iD with his/her professional information, affiliations, and publications.

20. How to Create the hyperlink Green ORCID iD icon  to be Linked with URI (Uniform Resource Identifier)

(The First Page of the Article)

Research/Academic Article Title

(Author's Name followed by Green iD icon)



First Author^{1*} , Second Author² , Third Author³ 

20.1 Prepare for Green iD icon and your ORCID iD URI:

Your ORCID iD URI: <https://orcid.org/0000-0002-2119-8664>


Green iD icon: 


20.2. Click 'Copy' your ORCID iD URI: <https://orcid.org/0000-0002-2119-8664>

20.3 Move the cursor to green iD icon . Click on the green iD icon  and press the right mouse button.

20.4 Click 'Link' and paste your ORCID iD URI: <https://orcid.org/0000-0002-2119-8664> at address box:

20.5 Click 'OK'

20.6 Now, the green iD icon can be linked to your ORCID iD URI when you click on it. Then use the green iD icon  after the author's name on the first page of the article.

[When you click on the green iD icon , it will be linked immediately to the author's ORCID iD URI.]

NB: For more your information, see "Guidelines on the display of ORCID iDs in Publications" via <https://orcid.org/content/journal-article-display-guidelines>

21. Specify who contributed to the research, especially those who provided funding, including those who helped you with your research, such as advisors, financial supporters, proofreaders, typists, and suppliers who may have provided materials(optional).

22. Components of the manuscript:

22.1 The research article consists of the following components:

- 1) Title
- 2) Name(s) of the author(s)
- 3) Affiliation(s) of the author(s)
- 4) Abstract (150-250 words)
- 5) Keywords (3-5 keywords)
- 6) Introduction
- 7) Literature Review
- 6) Research Objective(s)
- 7) Research Hypothesis/Hypotheses (optional)
- 8) Methodology
- 9) Results
- 10) Discussion
- 11) Conclusion
- 12) Recommendations
- 13) Acknowledgement (optional)
- 14) References (The 7th APA Referencing Style)

NB: The article should range in length from 2,500 to 8,000 words, including figures, tables, and references

22.2 The academic article consists of the following components:

- 1) Title
- 2) Name(s) of the author(s)
- 3) Affiliation(s) of the author(s)
- 4) Abstract (150-250 words)
- 5) Keywords (3-5 keywords)
- 6) Introduction
- 7) Body of text
- 8) Conclusion
- 9) References (The 7th APA Referencing Style)

NB: The article should range in length from 1,500 to 4,000 words, including references.