

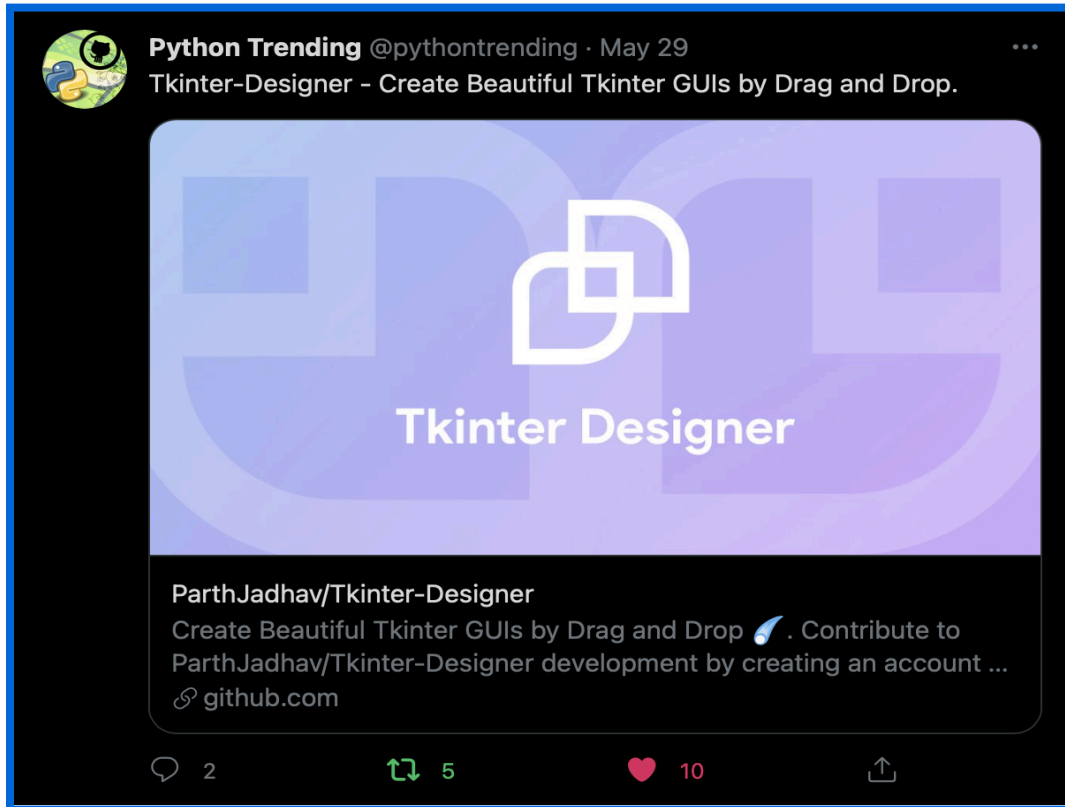
Tkinter-Designer Milestones & Recognition

➤ No. 11 on trending repositories page on 7 June 2021 (Github) – [Click here](#)

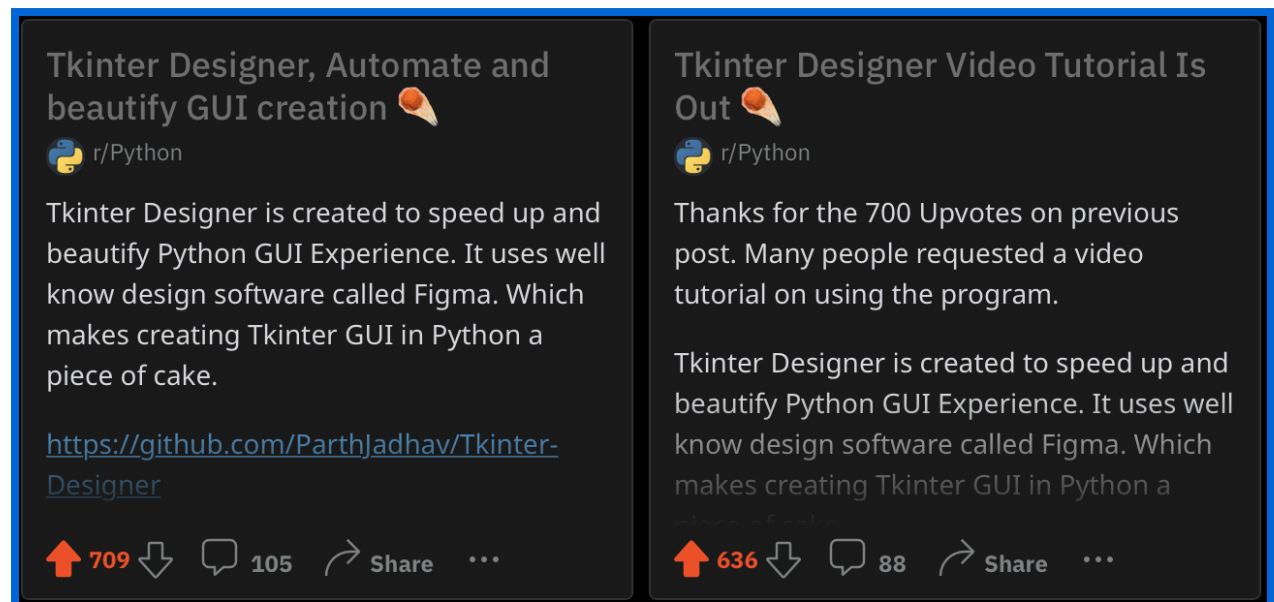
The screenshot shows the GitHub trending page with a dark theme. At the top, there are navigation links: Explore, Topics, Trending (selected), Collections, Events, and GitHub Sponsors. A 'Get email updates' button is on the right. The main content area lists six trending repositories, each with a repository icon, name, description, language, star/fork counts, build status, and a 'Star' or 'Unstar' button. The repositories are: 1. Awesome-HarmonyOS / HarmonyOS (C, 17,385 stars, 3,180 forks, 212 stars today). 2. topjohnwu / Magisk (C++, 18,372 stars, 3,514 forks, 35 stars today). 3. ParthJadhav / Tkinter-Designer (Python, 661 stars, 43 forks, 102 stars today). 4. maaslalani / slides (Go, 249 stars, 9 forks, 49 stars today). 5. sundowndev / phoneinfoga (Go, 4,752 stars, 1,380 forks, 12 stars today). 6. TheAlgorithms / Python (All Algorithms implemented in Python).

Repository	Language	Stars	Forks	Stars Today
Awesome-HarmonyOS / HarmonyOS	C	17,385	3,180	212
topjohnwu / Magisk	C++	18,372	3,514	35
ParthJadhav / Tkinter-Designer	Python	661	43	102
maaslalani / slides	Go	249	9	49
sundowndev / phoneinfoga	Go	4,752	1,380	12
TheAlgorithms / Python	Python	-	-	-

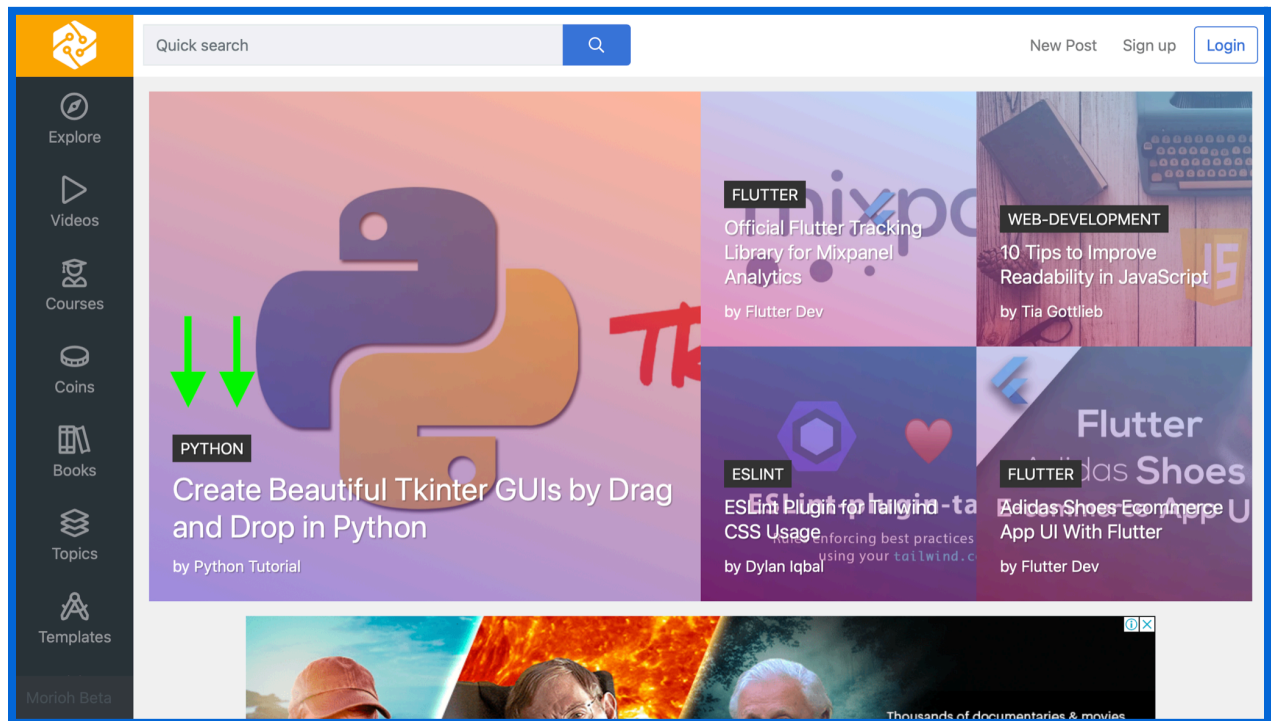
» Tweet by Python Trending - [Click here](#)



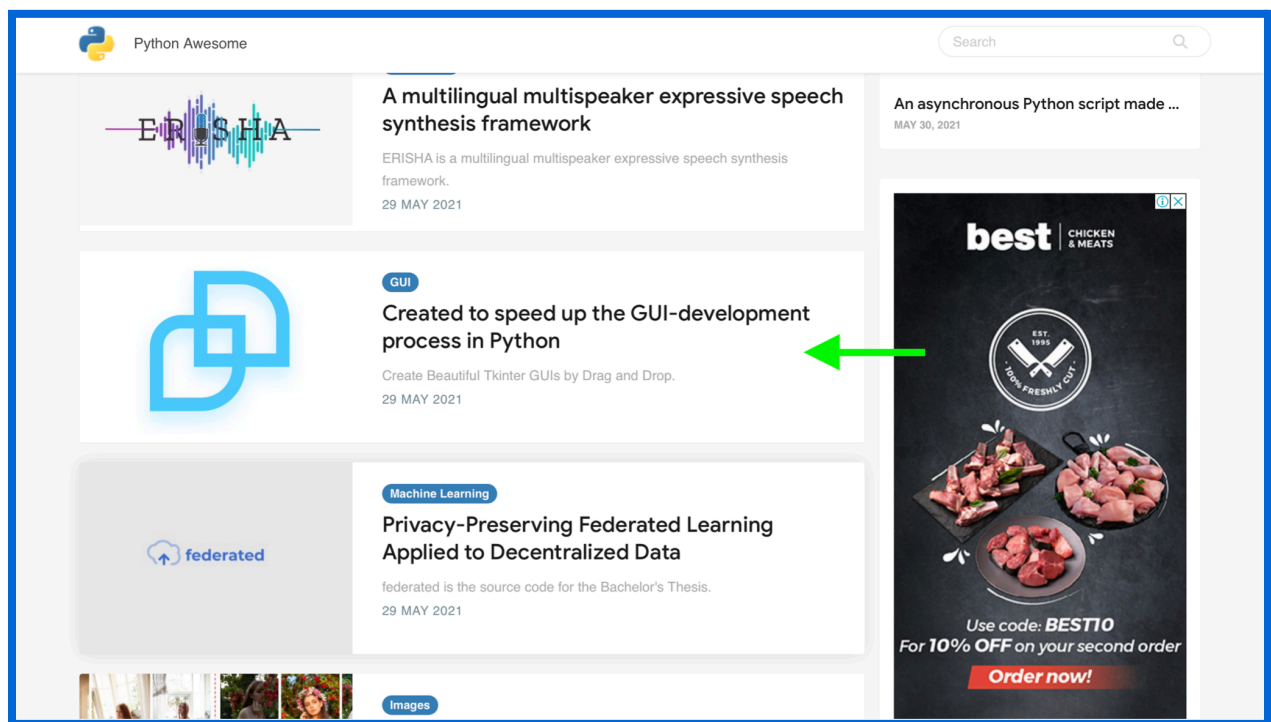
➤ Two Hot Posts on Python Subreddit - [Click here](#)



» Featured on Morioh.com homepage – [Click here](#)



➤ Featured on PythonAwesome.com homepage – [Click here](#)



» Article on Medium » [Click Here](#)

Build beautiful GUI's with Python!



Manpreet Singh 5 days ago · 4 min read ★




um

Link Link Link Link Link Button

**Faster.
Smarter.
Design**

Identical component placement and
through-hole design beloved



» Feature on Awesomeopensource.com (Top 19 Gui Open source projects) - [Click here](#)



Awesome Open Source

Tkinter Designer

Create Beautiful Tkinter GUIs by Drag and Drop 🍷

Stars

529

License

bsd-3-clause

Open Issues

1

Most Recent Commit

4 days ago

Related Projects

python (54,191)

python3 (1,635)

gui (601)

fast (207)

drag-and-drop (133)

easy-to-use (98)

python-script (63)

figma (55)

easy (50)

automatic (37)

tkinter (37)

gui-application (19)

»» Page on wiki.tcl-lang.org »» [Click Here](#)

Tkinter Designer

Description

Tkinter Designer was created to speed up the GUI-development process in Python. It uses the well-known design software Figma to make creating beautiful Tkinter GUIs in Python a piece of cake.

Tkinter Designer uses the Figma API to analyse a design file and create the respective code and files needed for the GUI. Even Tkinter Designer's GUI is created using Tkinter Designer.

<https://github.com/ParthJadhav/Tkinter-Designer> 

Advantages of Tkinter Designer

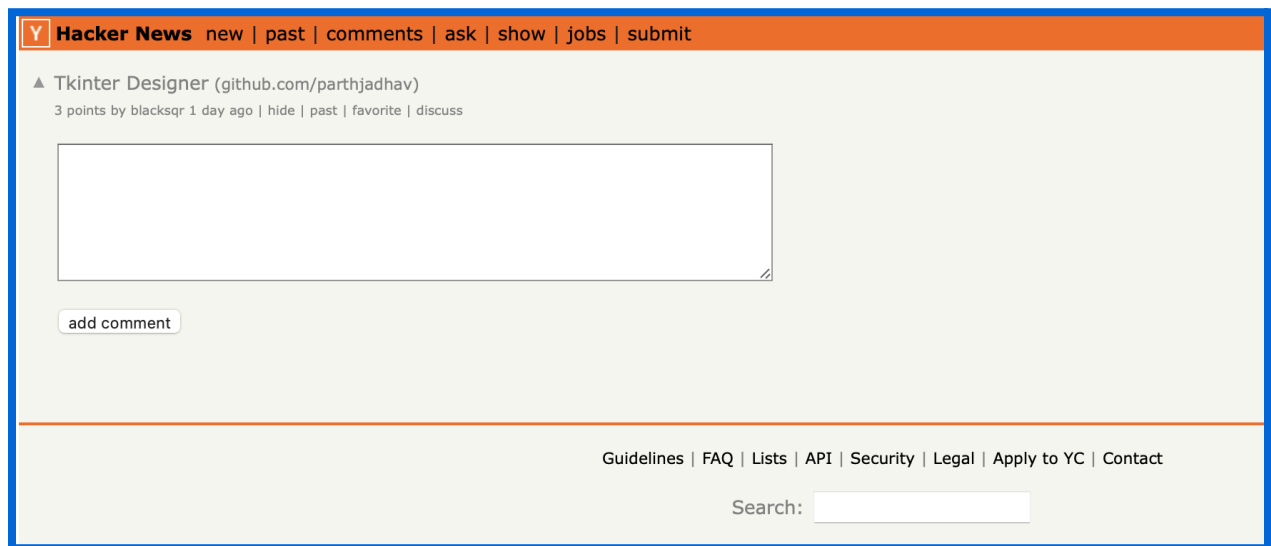
1. Drag and Drop Interfaces
2. Significantly faster than creating code manually
3. Ability to create more beautiful interfaces

RLH Something similar for Tk would be *awesome*.

[Category Deployment](#) [Category GUI](#) [Category Language](#) [Category Tkinter](#)

Updated 2021-06-03 17:13:58

» Post on news.ycombinator.com » [Click Here](#)



» Page on Pythonrepo.com » [Click Here](#)

The screenshot shows the PythonRepo.com website. At the top, there's a navigation bar with the PythonRepo logo, a search bar, and links to Admin Panels, Algorithms, Audio, Authentication, Build Tools, More Categories, Top Repo, Newest Repo, and Resources. Below this, the repository page for 'Tkinter Designer' is displayed. The page includes tabs for Overview, Issues (1), and Releases. On the right, there are statistics: 424 Stars, 10 Watches, and 25 Forks. The repository is owned by Parth Jadhav, with a profile picture and a link to the repository. The main content area features a title 'Tkinter Designer - Create Beautiful Tkinter GUIs by Drag and Drop.', the owner's name 'Parth Jadhav', and the last update date 'Jun 6, 2021'. Below this, there's a section for 'Related tags' with various tags like 'fast', 'drag-and-drop', 'python-script', 'python3', 'gui-application', 'beautiful', 'tkinter', 'easy-to-use', 'easy', 'tkinter-graphic-interface', 'tkinter-widgets', 'tkinter-gui', 'tkinter-canvas', 'tkinter-python', and 'good-looking'. The 'Overview' section is partially visible, showing the repository title 'Tkinter Designer' and statistics: 3 contributors, 530 stars, and 1 open issue. On the right side, there's a sidebar with the owner's name 'Parth Jadhav', a profile picture, and a link to the repository. Below this, there's a section titled 'Launched in 2018 Actively developed and supported.' which describes the project's features and goals.

PythonRepo

Find Repo...

Admin Panels Algorithms Audio Authentication Build Tools More Categories Top Repo Newest Repo Resources

Overview Issues 1 Releases

Star 424 Watch 10 Fork 25

Home / GUI Development

Tkinter Designer - Create Beautiful Tkinter GUIs by Drag and Drop.

Parth Jadhav Last update: Jun 6, 2021

Related tags

fast drag-and-drop python-script python3 gui-application beautiful tkinter easy-to-use easy tkinter-graphic-interface tkinter-widgets tkinter-gui tkinter-canvas tkinter-python good-looking

Overview

Tkinter Designer

contributors 3 stars 530 issues 1 open

Owner

Parth Jadhav

ParthJadhav/Tkinter-Designer

Launched in 2018 Actively developed and supported. Supports tkinter, Qt, WxPython, Remi (in browser). Create custom layout GUI's simply. Python 2.7 & 3 Support. 200+ Demo programs & Cookbook for rapid start. Extensive documentation. Examples using Machine Learning(GUI, OpenCV Integration, Chatterbot), Floating Desktop Widgets, Matplotlib + Pyplot integration, add GUI

» Page on deeplearningdaily.com » [Click Here](#)

Deep Learning Daily


Deep Learning, NLP, NMT, AI, ML

[Home](#)[About](#)[Privacy Policy](#)

May 29, 2021

GUI

Created to speed up the GUI-development process in Python



created using Tkinter Designer.

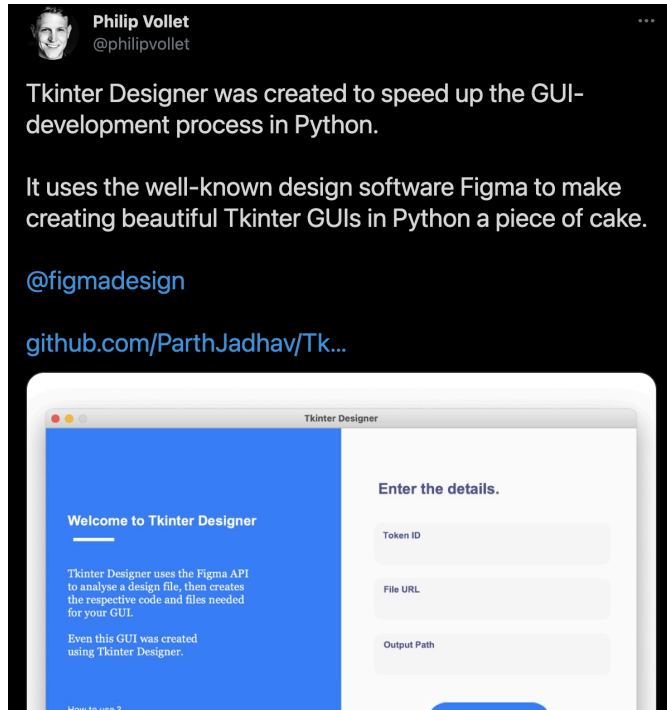
Tkinter Designer

Tkinter Designer was created to speed up the GUI-development process in Python. It uses the well-known design software Figma to make creating beautiful Tkinter GUIs in Python a piece of cake.

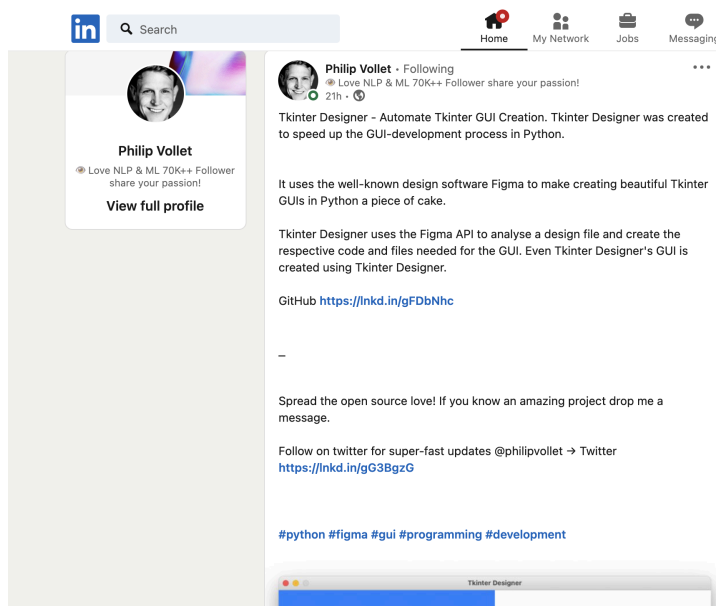
Tkinter Designer uses the Figma API to analyse a design file and create the respective code and files needed for the GUI. Even Tkinter Designer's GUI is

» Tweet and LinkedIn Post by Philip Vollet »


Tweet



LinkedIn Post



➤ Post by news.knowledia.com ➤ [Click Here](#)



Product Hunt Makes Grant

<https://twitter.com/ProductHunt/status/1455641376650153987>

