

Furniture of Necessity

Furniture of Necessity Catalog

All Designs By Christopher Schwarz, Lost Art Press

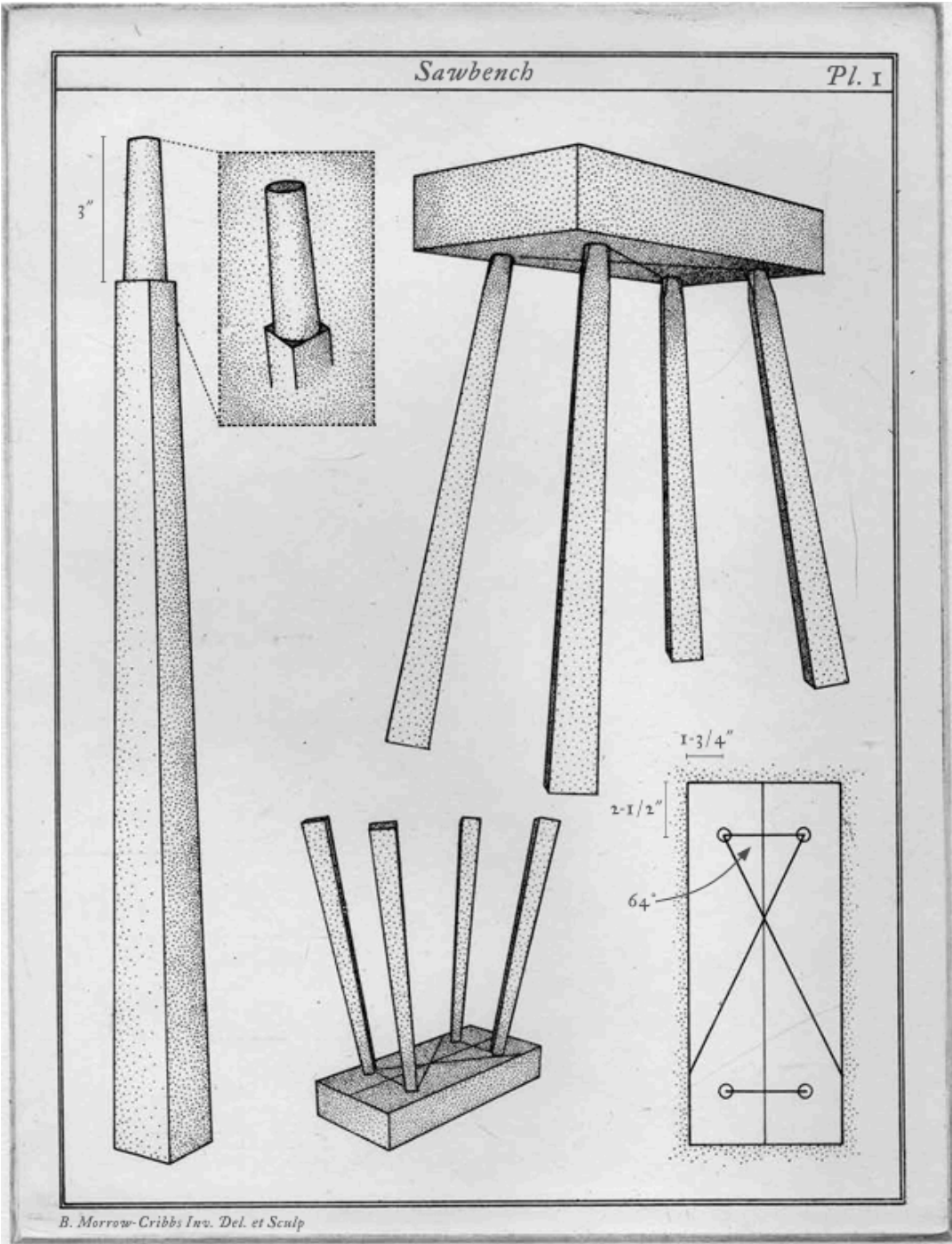
Unless noted otherwise

Images by Briony Morrow-Cribbs

From [The Anarchist's Design Book: Expanded Edition](#)

Reproduced with permission

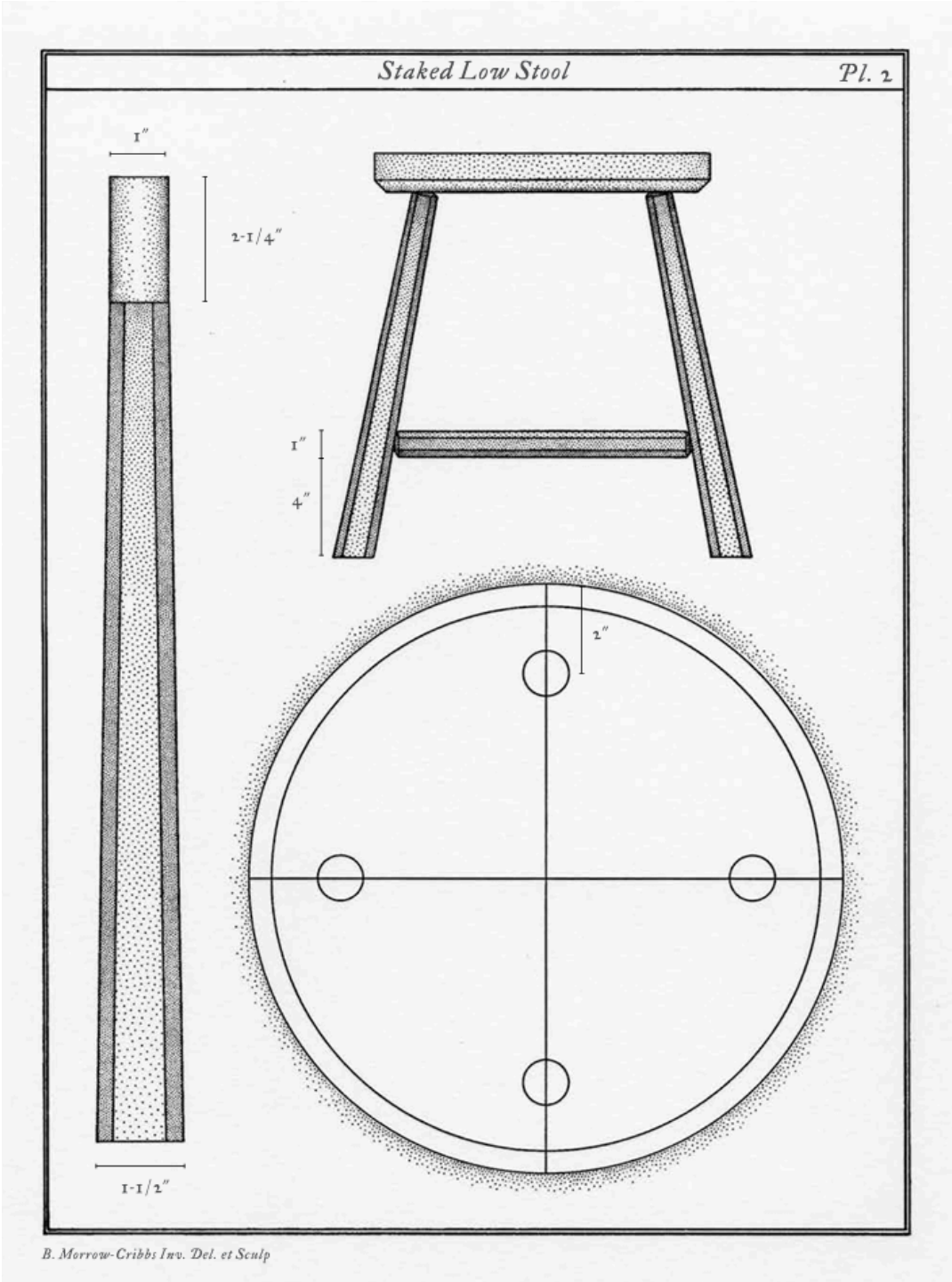
Staked Sawbench (\$150)



STAKED SAWBENCH

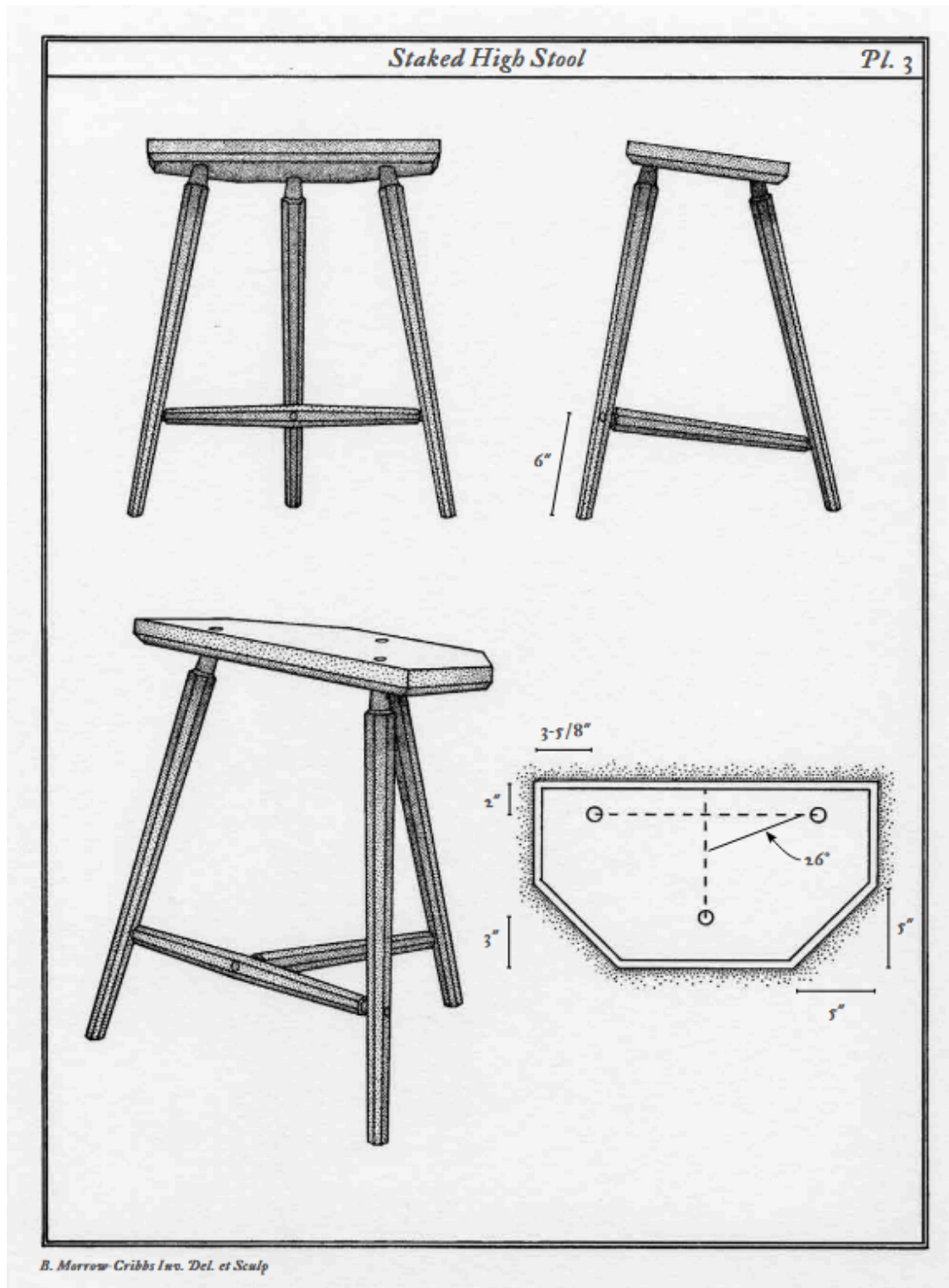
NO.	PART	SIZES (INCHES)		
		T	W	L
1	Top	2-1/2	7-1/4	17
4	Legs	1-3/4	1-3/4	24

Staked Low Stool (\$200)



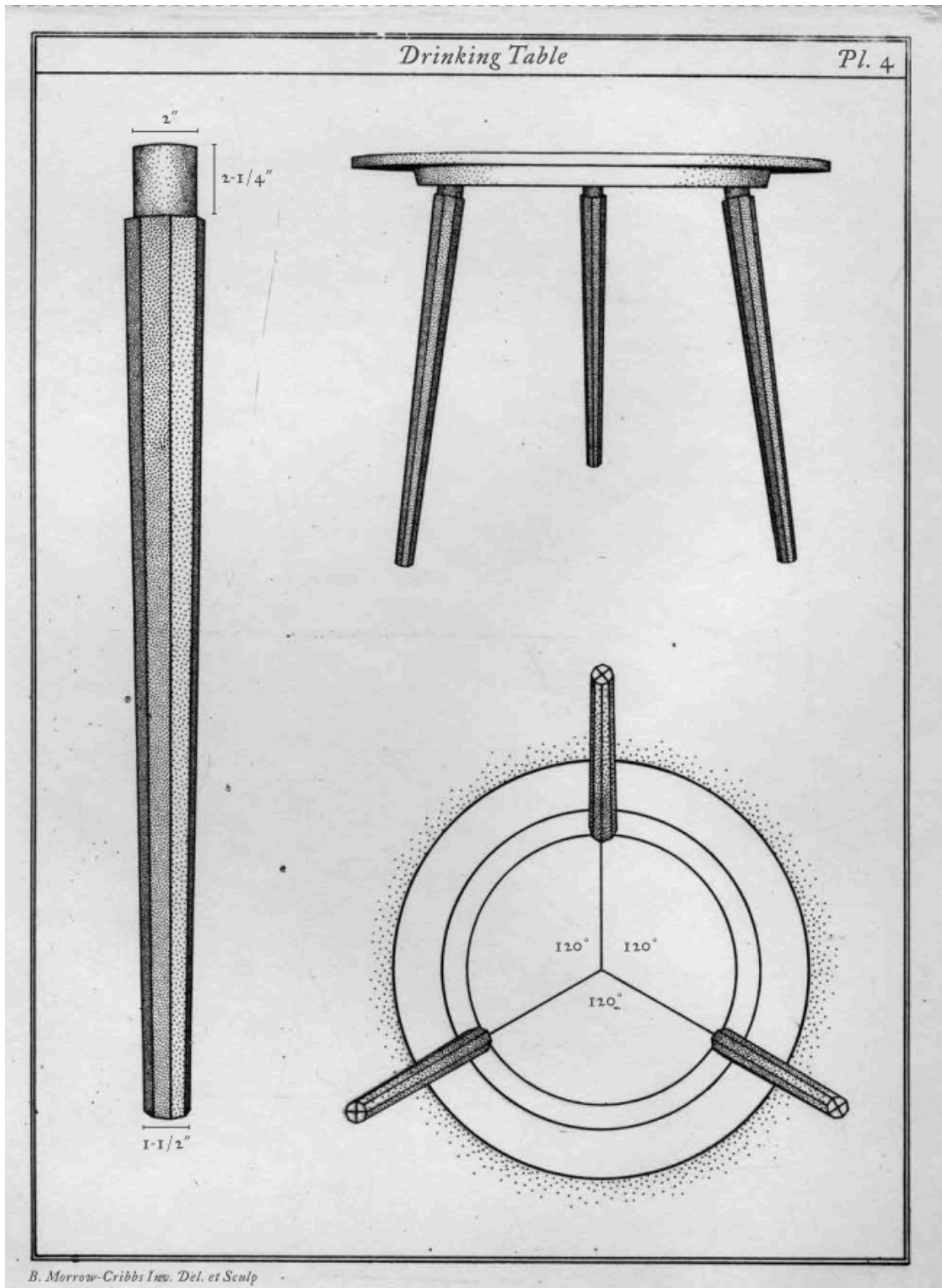
STAKED LOW STOOL				
NO.	PART	SIZES (INCHES)		
		T	W	L
1	Seat*	1-1/2	13 dia.	
4	Legs	1-3/4	1-3/4	17
2	Side stretchers*	1	1	14
1	Medial stretcher*	1	1	14
* Parts are oversized for fitting				

Staked High Stool (\$200)



STAKED HIGH STOOL				
NO.	PART	SIZES (INCHES)		
		T	W	L
1	Seat	1-3/8	11	20
3	Legs	1-3/8	1-3/8	25
1	Front stretcher	1-3/8	1-3/8	21
1	Rear stretcher	1-3/8	1-3/8	16


Drinking Table (\$500)



DRINKING TABLE

NO.	PART	SIZES (INCHES)		
		T	W	L
1	Top	1	40 dia.	
1	Subtop	1-3/8	30-1/2 dia.	
3	Legs	2-1/2	2-1/2	30

Staked Worktable (\$800)

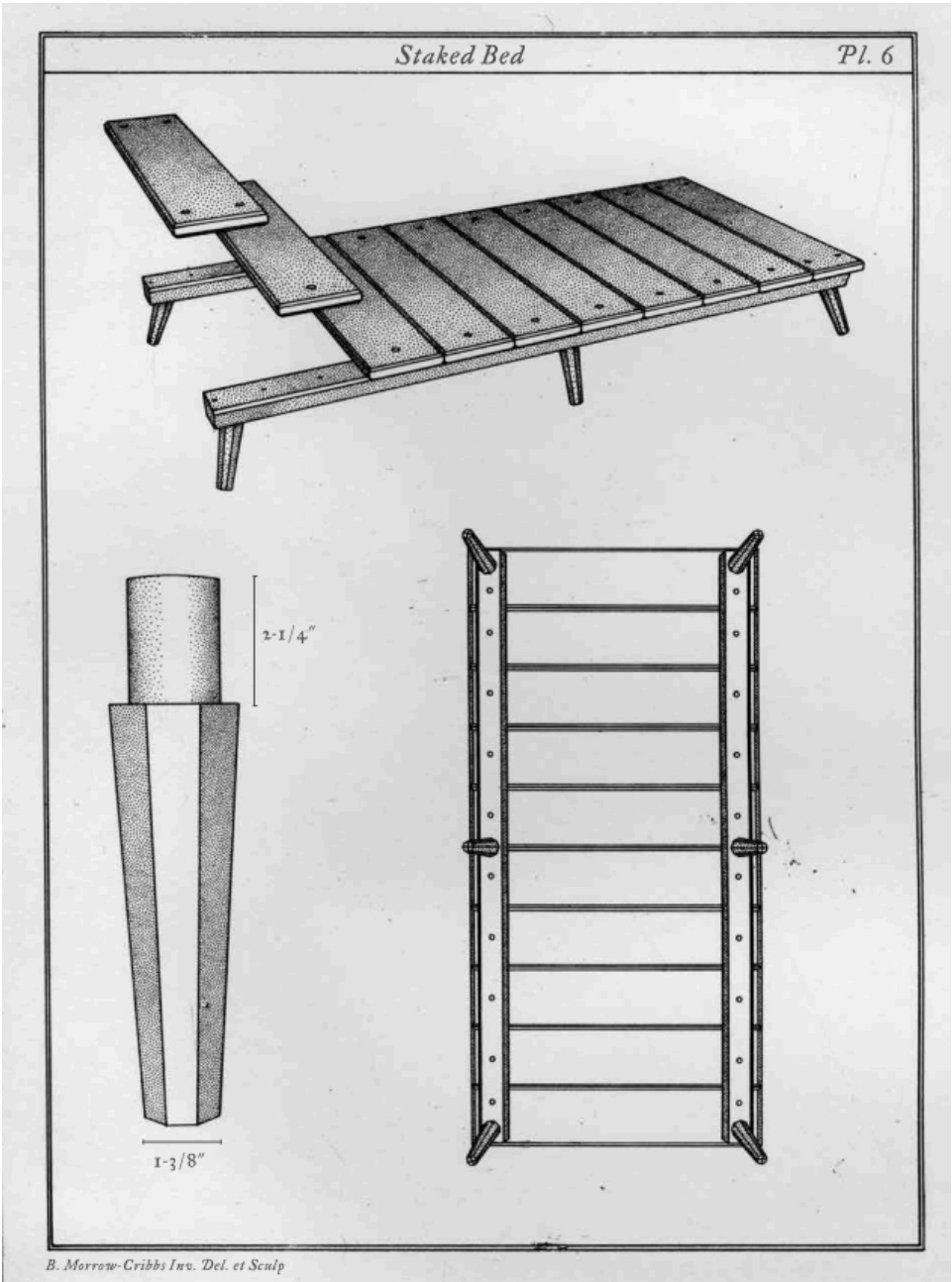


WORKTABLE

NO.	PART	SIZES (INCHES)		
		T	W	L
1	Top	13/16	24	52
2	Battens	1-7/8	5	25*
4	Legs	2-5/8	2-5/8	31-1/2*
1	Drawer front	1	3	24
2	Drawer sides	1/2	3	15-1/4
1	Drawer back	1/2	2-1/2	23-1/2
1	Drawer bottom	1/2	14-3/4	23-1/2
2	Drawer guides	3/4	3-1/16	14
2	Drawer runners	1/2	1	14

* Overlong; trim to final length

Staked Bed (\$800)



STAKED BED (TWIN SIZE)

NO.	PART	SIZES (INCHES)		
		T	W	L
2	Battens	2-3/8	4	78
10	Slats	1-1/4	8	39
6	Legs	2-1/2	2-1/2	9-1/4*

*Overlong; trim to sit flat on the floor.

24 Steel weld nuts, 3/8" x 16 thread

24 Cap screws, 3/8" x 16, 3-1/2" long

24 Steel flat washers, 3/8"

Common mattress sizes in North America:


Twin: 39" x 74"

Full: 54" x 74"

Queen: 60" x 80" (I recommend a third batten in the center for this size)

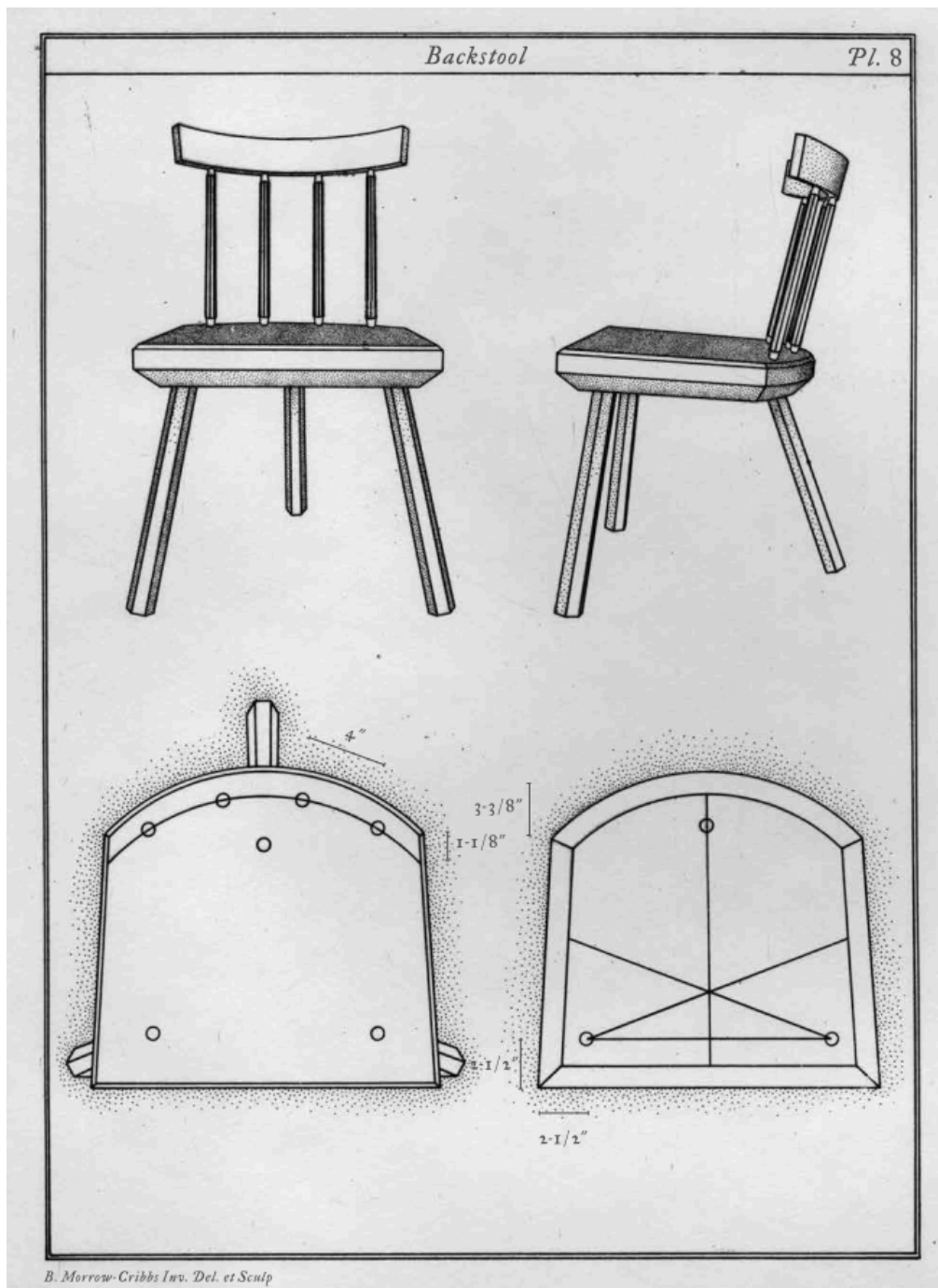
King: 76" x 80" (I recommend a third batten in the center for this size)

Trestle Table (\$800)



STANDARD TABLE				
NO.	PART	SIZES (INCHES)		
		T	W	L
6	Legs	1-1/2	1-1/2	30
2	Top planks	1-3/4	8	29
2	Stretchers	3/4 dia.		9-1/2
1	Top	1-1/4	30	84
2	Threaded handles	1-1/2	1-1/2	7
Alternate Thin Top				
1	Top	3/4	31-1/2	81-1/4
2	Pegs	1-1/4 dia.		1-3/4
2	Battens	3/4	3	29

Backstool (\$350)



B. Morrow-Cribbs Inv. Del. et Sculp


STAKED BACKSTOOL

NO.	PART	SIZES (INCHES)		
		T	W	L
1	Seat	2-1/2	17-1/2 *	16*
3	Legs	1-5/8	1-5/8	18
4	Spindles	3/4	3/4	13-3/4
1	Crest	3/4	2-1/2	17-1/2**

* Swap these two dimensions if you want the seat's grain to run left to right.

** Finished size. Start with a longer board.

Staked Chair (\$400)

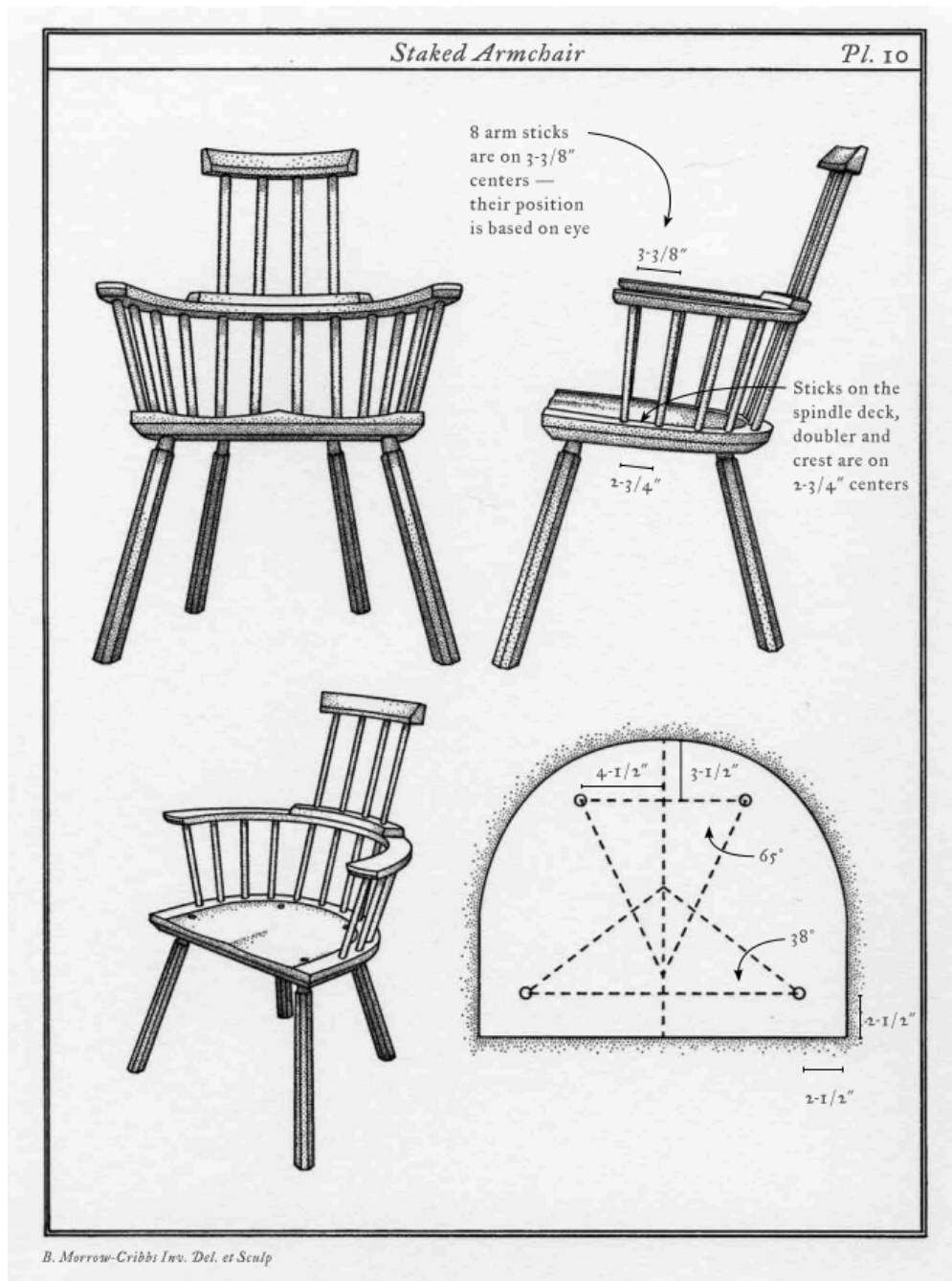


STAKED CHAIR

NO.	PART	SIZES (INCHES)		
		T	W	L
1	Seat	$1\text{--}7/8$	$17\text{--}1/2$	17
4	Legs	$1\text{--}5/8^*$	$1\text{--}5/8^*$	$18\text{--}1/2$
4	Spindles	$3/4$	$3/4$	$14\text{--}1/2^*$
1	Crest	$3/4$	$2\text{--}1/2$	20*

* Rough dimension to allow for shaping.

Staked Armchair (\$800)

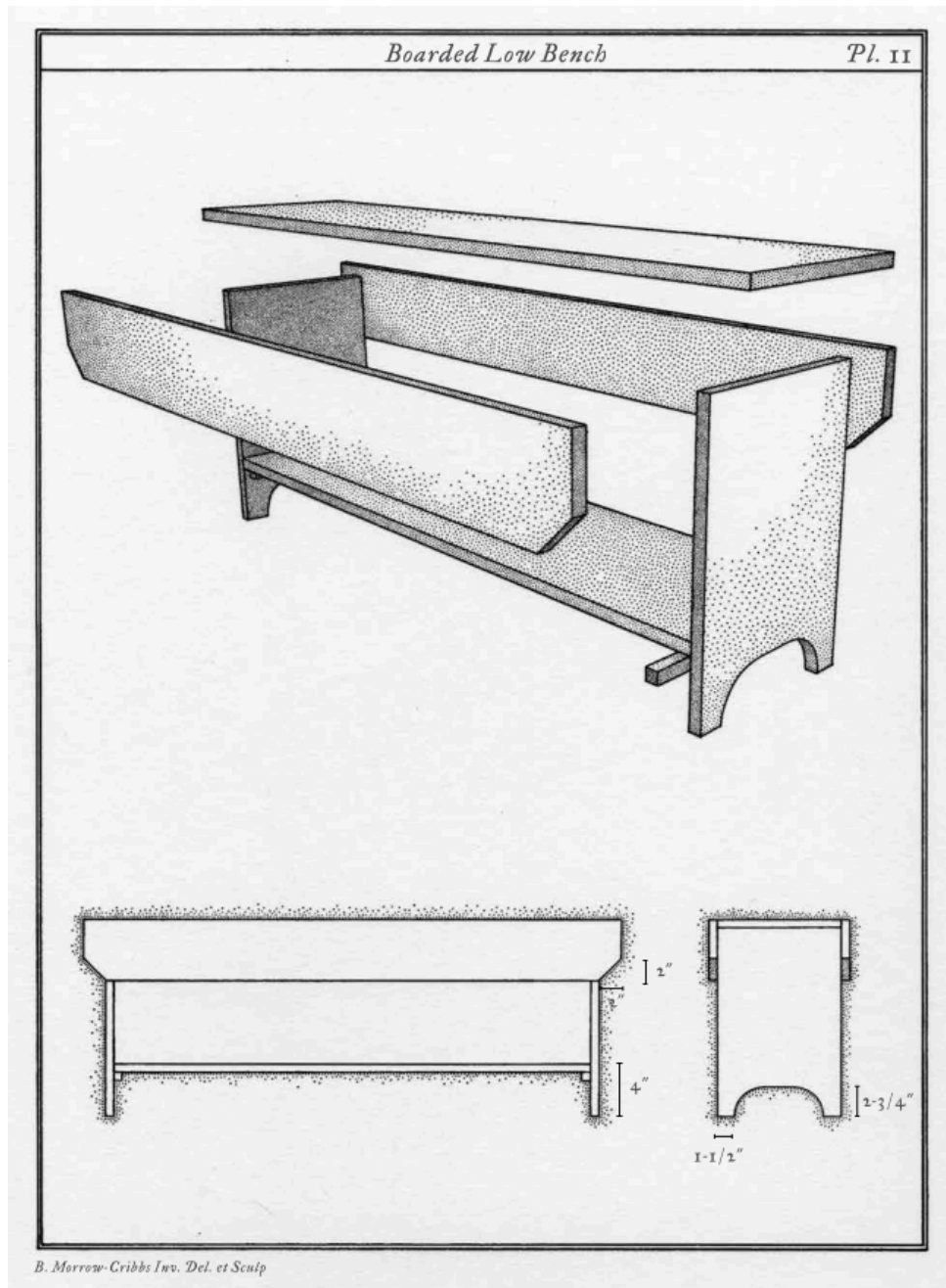


STAKED ARMCHAIR

NO.	PART	SIZES (INCHES)		
		T	W	L
1	Seat	1-3/4	16-1/2	20
4	Legs	1-5/8	1-5/8	20
1	Crest	1-3/4	5	15
2	Arms	7/8	7	22
1	Doubler	7/8	5	16
7	Dowels	5/8		36*

* Eight pieces cut to 10" long; four pieces cut to 24" long

Boarded Low Bench (\$500)

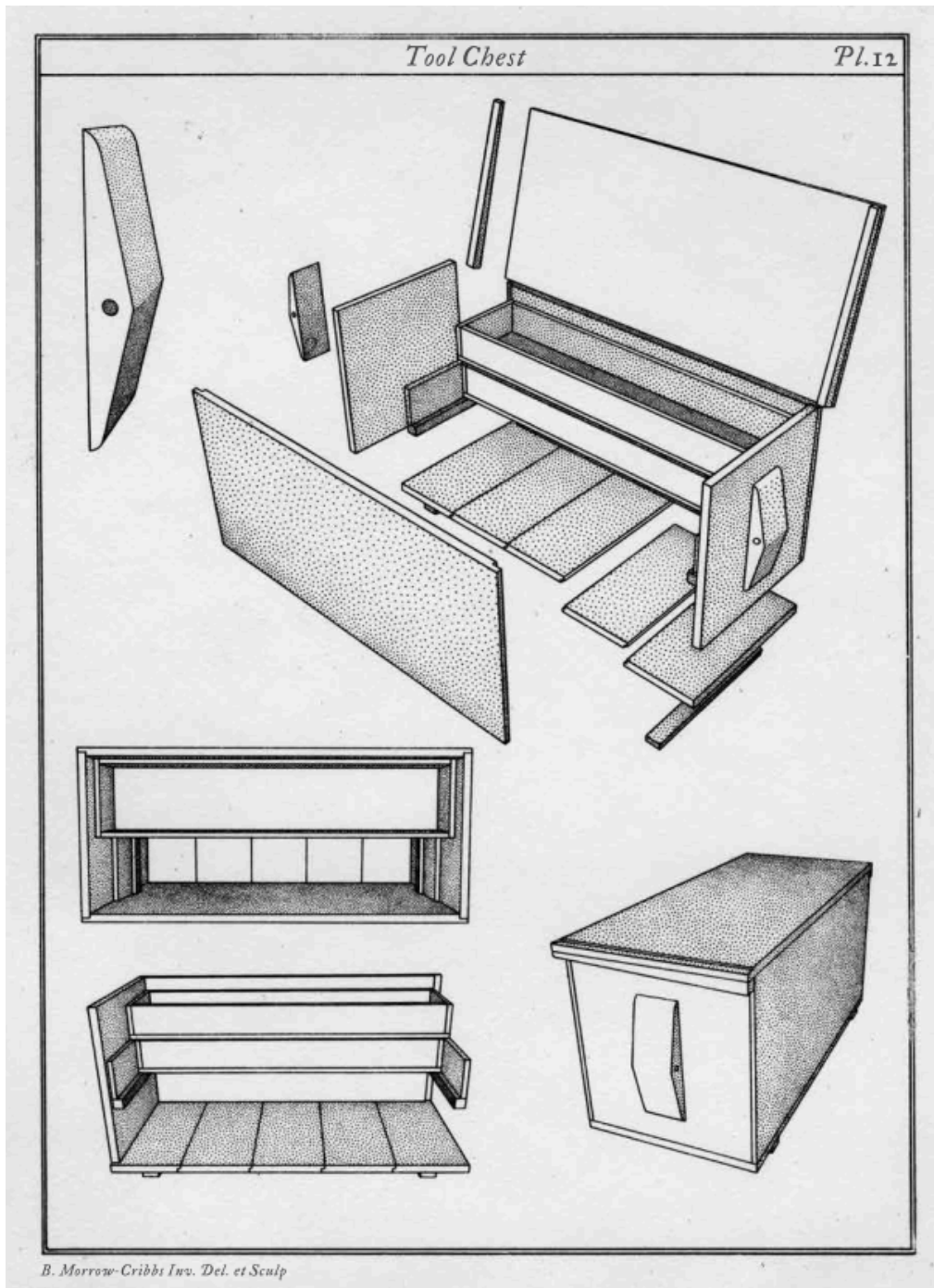


BOARDED BENCH

NO.	PART	SIZES (INCHES)		
		T	W	L
1	Seat	3/4	11	48
2	Aprons	3/4	5-1/2	48
2	Legs	3/4	11	17
1	Shelf	3/4	11	43-1/2*
2	Cleats	3/4	3/4	10

* Part is oversized for fitting

Tool Chest (\$1000)

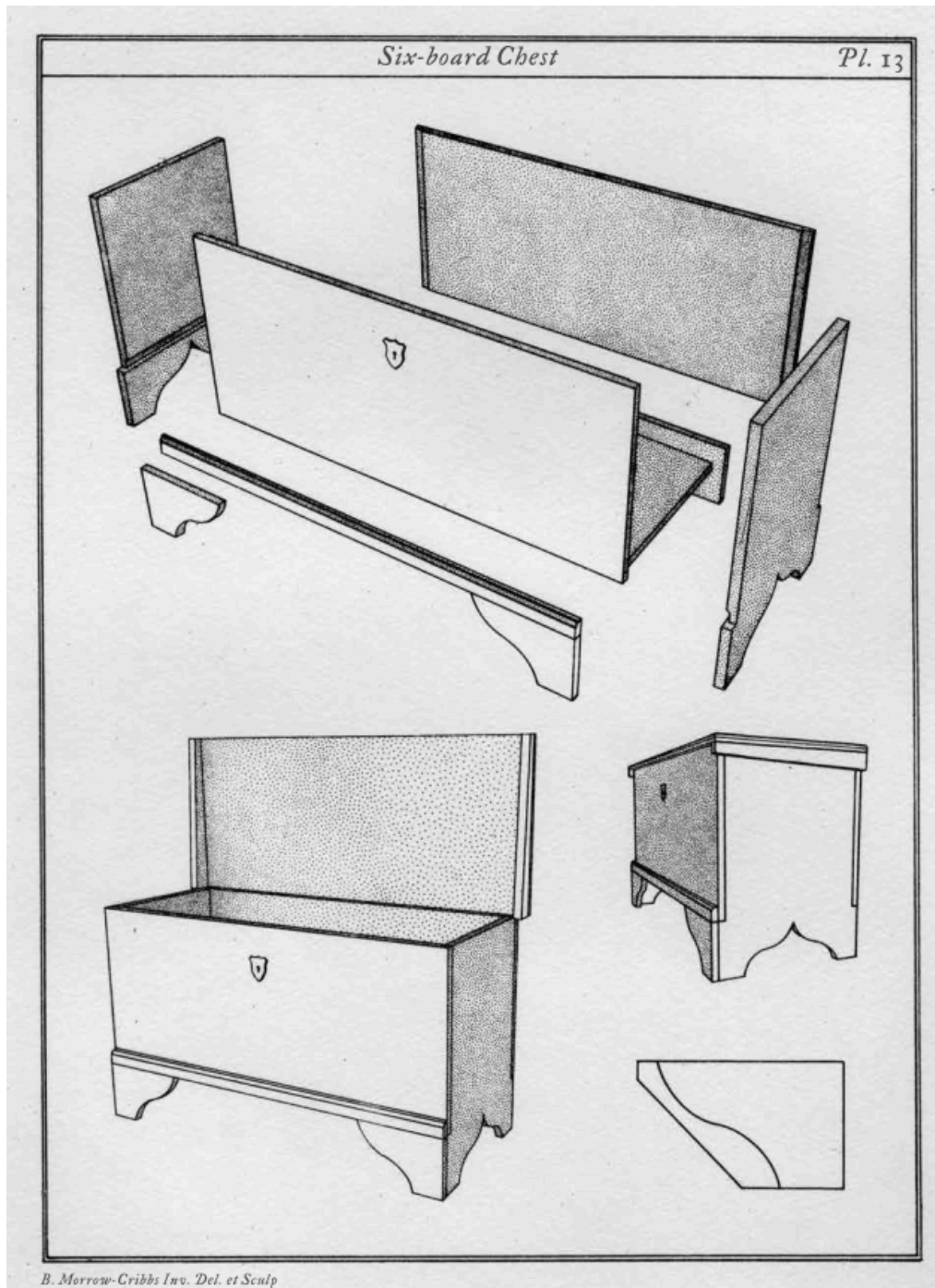


BOARDED TOOL CHEST

NO.	PART	SIZES (INCHES)		
		T	W	L
2	Front & back	3/4	15	33-1/2
2	Ends	3/4	15	14-1/4
	Bottom boards*	3/4	33-1/2	15
1	Lid	3/4	15-1/2	35
2	Lid battens	3/4	1	15-1/2
2	Rot strips	3/4	1-1/2	15
2	Lifts	1-1/2	3-1/4	10
2	Top tray, front & back	1/2	3	32
2	Top tray, ends	1/2	3	7
1	Top tray, bottom	1/2	7	32
2	Bottom tray, front & back	1/2	3	31
2	Bottom tray, ends	1/2	3	7
1	Bottom tray, bottom	1/2	7	31
2	Runners, lower tray	1	1	13-1/2
2	Runners, top tray	1/2	3-5/8	13-1/2

* Made up from multiple boards

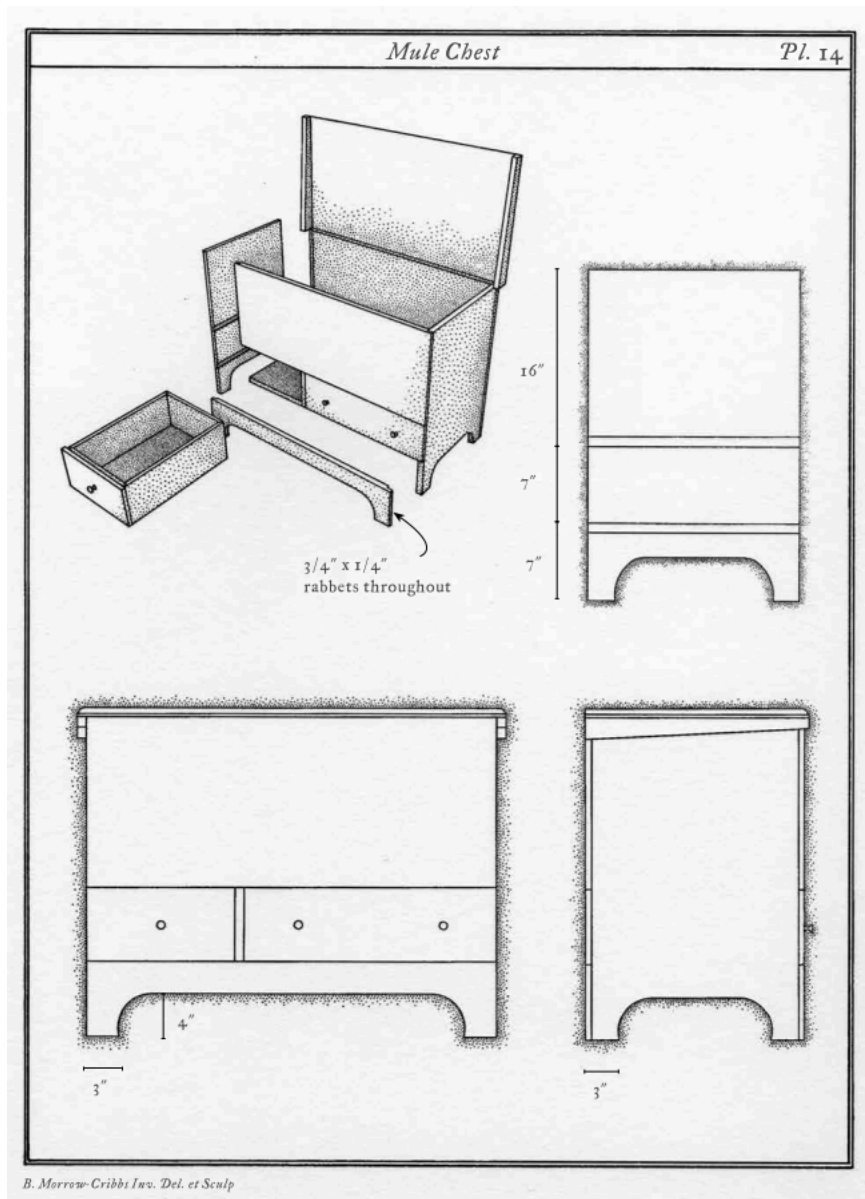
Six-board Chest (\$700)



SIX-BOARD CHEST

NO.	PART	SIZES (INCHES)		
		T	W	L
2	Front & back	3/4	15	34-1/2
2	Ends	3/4	15-1/2	21
1	Bottom	3/4	33-1/2	15
1	Lid	3/4	17	36
2	Lid battens	3/4	1	17
	Moulding	3/4	2	68

Mule Chest (\$1000)



MULE CHEST

NO.	PART	SIZES (INCHES)		
		T	W	L
2	Internal panels	$\frac{3}{4}$	18-1/2	37
2	Ends	$\frac{3}{4}$	19	30
1	Drawer divider	$\frac{3}{4}$	6	7
1	Drawer divider scrap	$\frac{3}{4}$	3	11
2	Plinths	$\frac{3}{4}$	7	38
2	Front & back panels	$\frac{3}{4}$	16	38
1	Drawer cavity panel	$\frac{3}{4}$	7	38
2	Lid battens	$\frac{7}{8}$	2	20-1/2
1	Lid	$\frac{3}{4}$	20-1/2	39-3/4

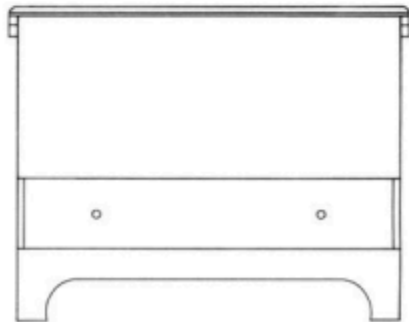
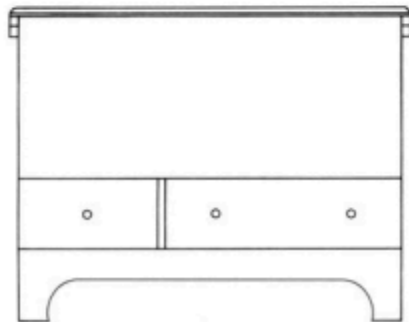
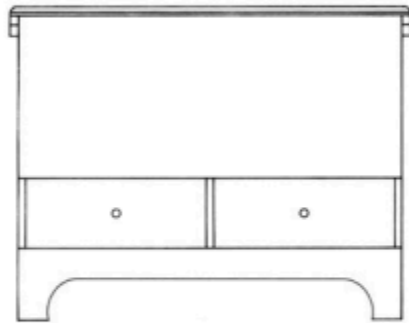
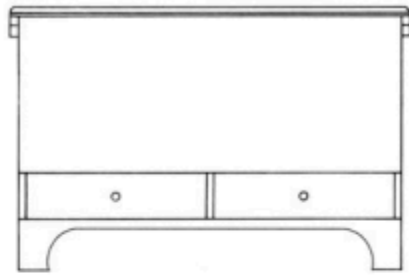
Small drawer: overall dimensions of drawer box: 7 x 13 x 18

1	False front	$\frac{1}{2}$	7	13-3/4
---	-------------	---------------	---	--------

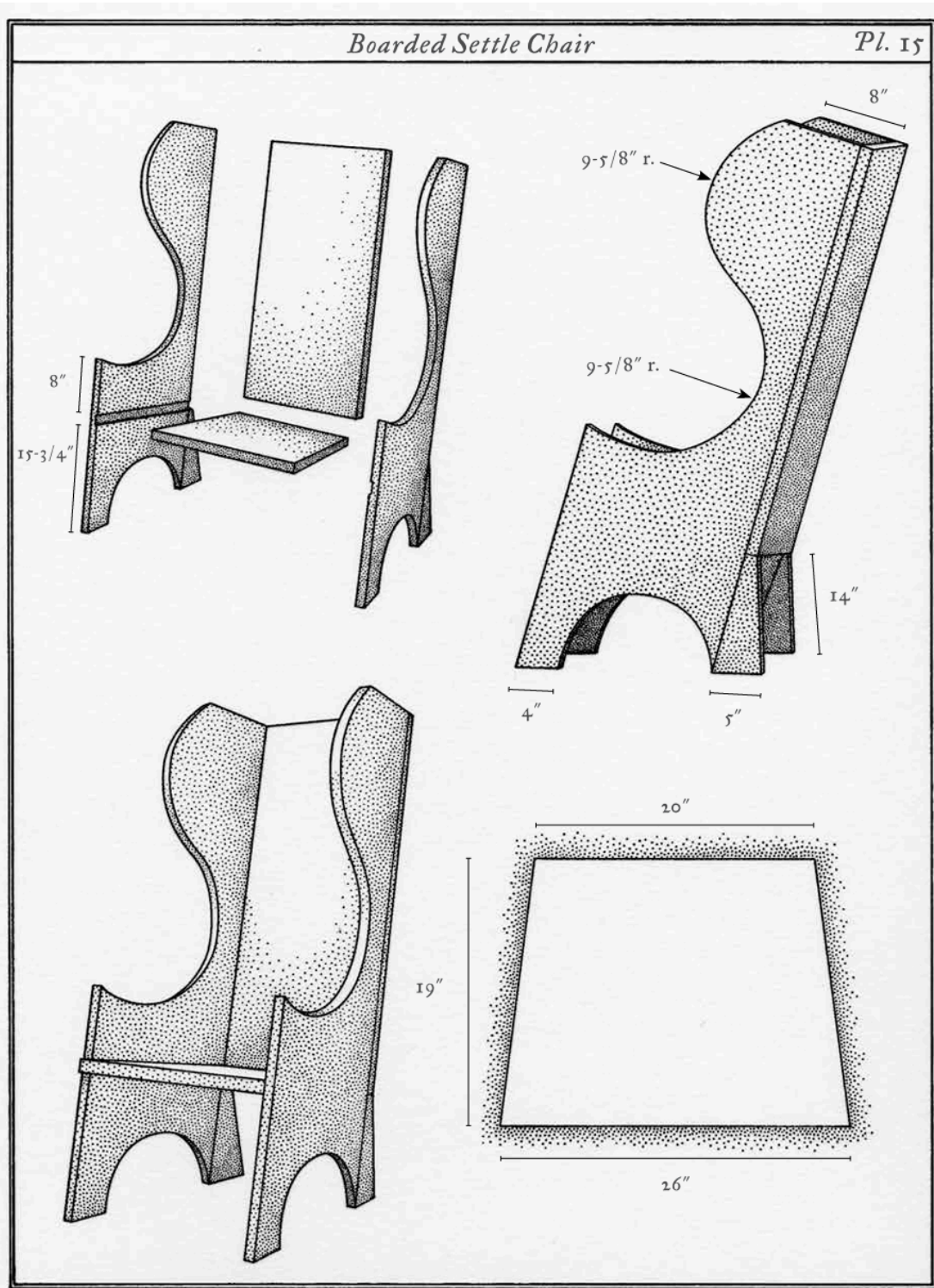
Large drawer: overall dimensions of drawer box: 7 x 22-3/4 x 18

1	False front	$\frac{1}{2}$	7	23-1/2
---	-------------	---------------	---	--------

Additional Drawer Styles



Boarded Settle Chair (\$400)



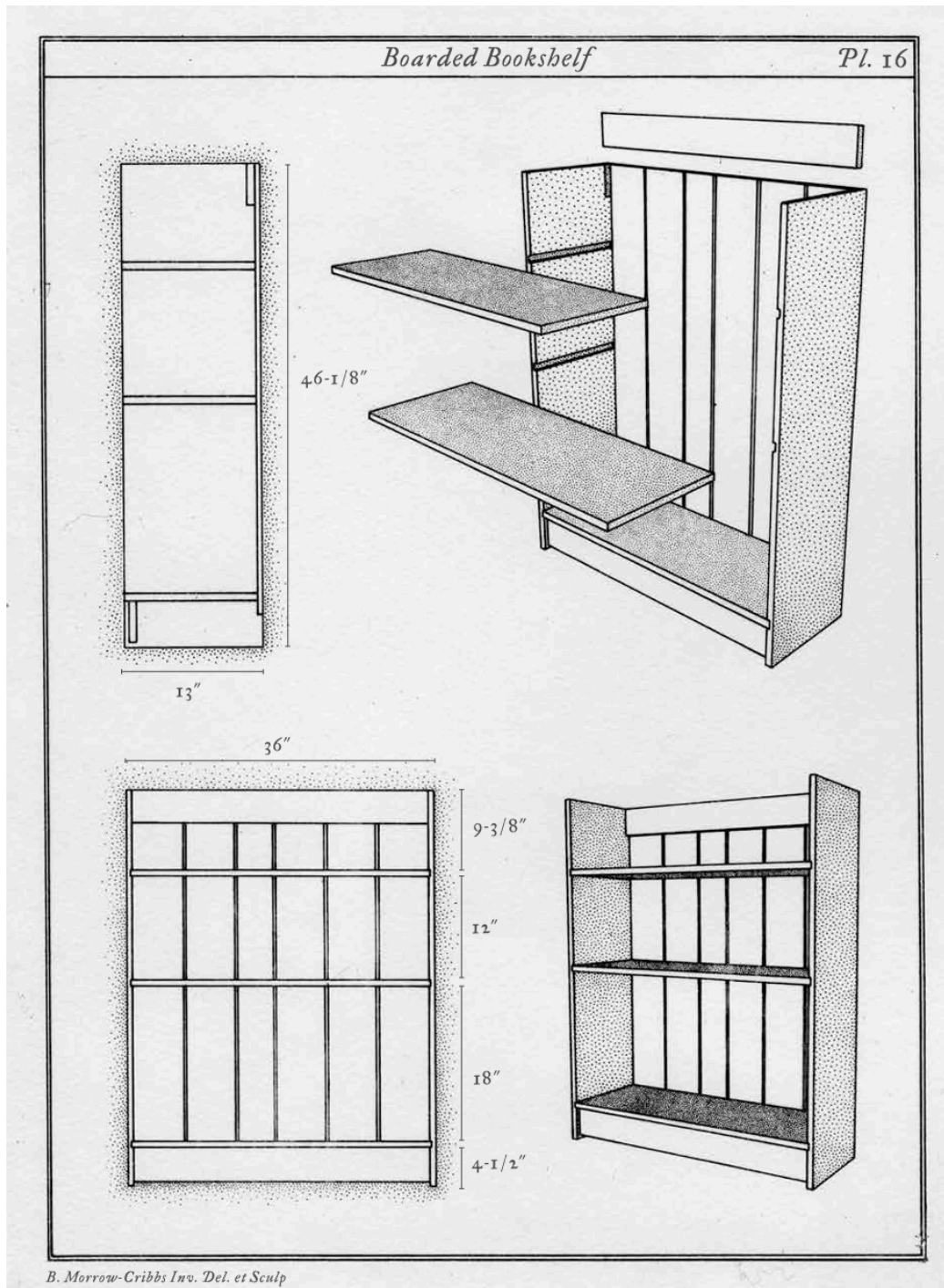
B. Morrow-Cribbs Inv. Del. et Sculp

BOARDED SETTLE CHAIR

NO.	PART	SIZES (INCHES)		
		T	W	L
1	Seat*	1-1/4	26	20
1	Back	1-1/4	21-1/2	40
2	Ends	1-1/4	19	59
2	Back feet*	1-1/4	5	19

* Parts are oversized for fitting

Boarded Bookshelf (\$400)

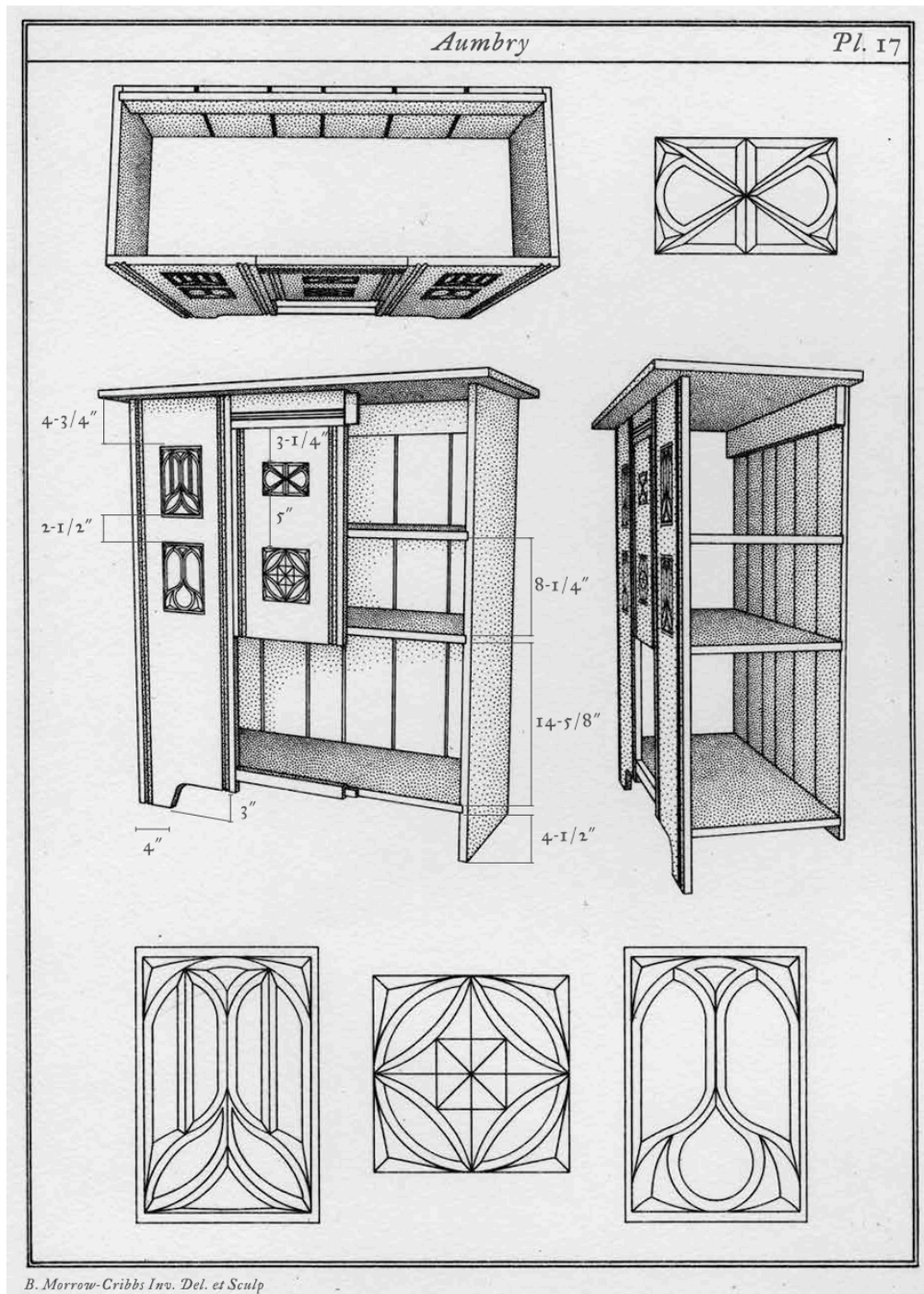


BOARDED BOOKSHELF

NO.	PART	SIZES (INCHES)		
		T	W	L
2	Sides	3/4	13	46-1/8
3	Shelves	3/4	12-1/2	35
1	Top rail	3/4	4	35
1	Kick	3/4	4	34-1/2
	Backboards*	1/2	34-1/2	43

* Made up of multiple shiplapped boards

Aumbry (\$1500)



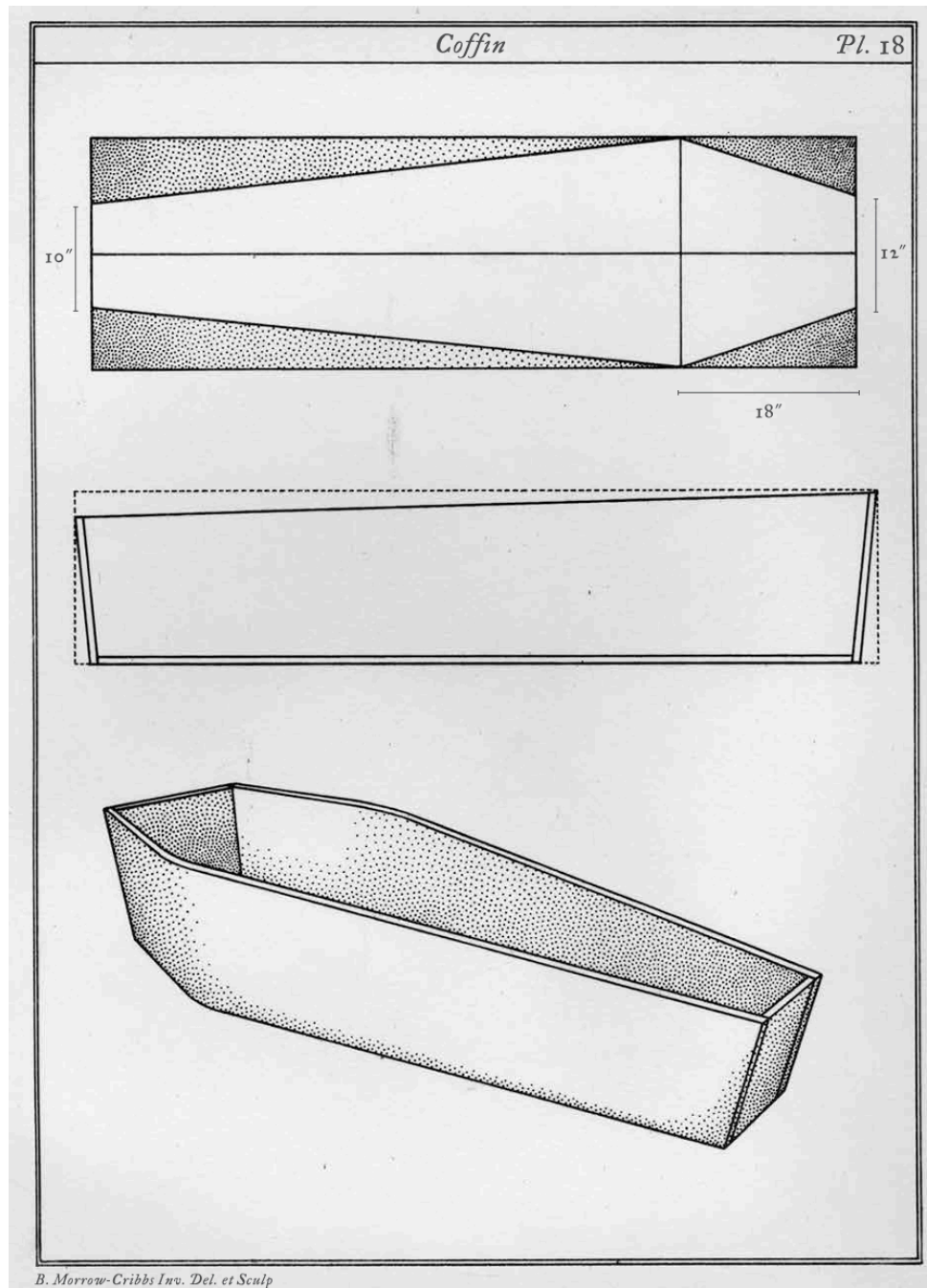
AUMBRY

NO.	PART	SIZES (INCHES)		
		T	W	L
1	Top	3/4	17-1/4	40
2	Sides	3/4	14	42-1/8
2	Stiles	3/4	12	42-1/8
1	Door	3/4	12	20
1	Top rail	3/4	3-1/4	14-1/2*
1	Bottom rail	3/4	1-1/4	14-1/2*
1	Interior rail	3/4	3-1/4	35
3	Shelves	3/4	13-1/2	35
	Backboards**	1/2	34-1/4	39-1/8

* 1-1/4" tenon on both ends, 1/4" thick

** Made up of several boards

Coffin (\$500)



MY COFFIN

NO.	PART	SIZES (INCHES)		
		T	W	L
1	Bottom	3/4	22-1/2	78
1	Headboard	3/4	12	16
1	Footboard	3/4	10	14
2	Sides	3/4	16	90*
1	Lid	3/4	25	90*
16	Cleats for shelves	3/4	3/4	11
1	Top shelf**	3/4	11-1/8	19
1	Second shelf**	3/4	11-1/8	19-3/8
1	Third shelf**	3/4	11-1/8	16-1/2
1	Bottom shelf**	3/4	11-1/8	12-3/4
2	French cleats	1	3	17

* Overlong; trim to fit

** These shelf lengths are for my coffin. Yours may vary. These are a starting point.