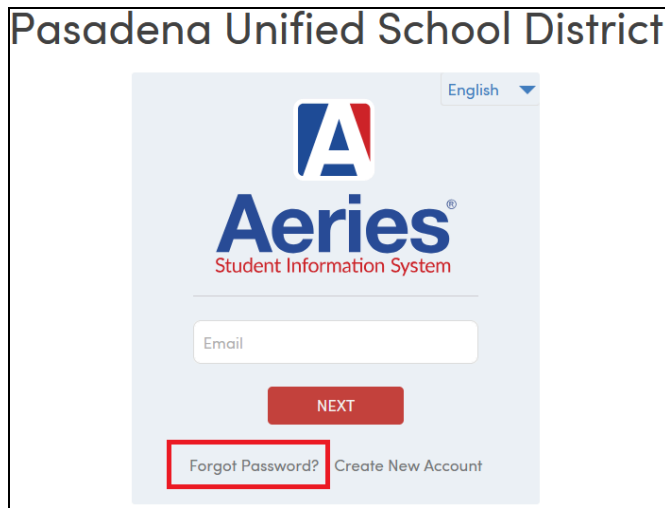


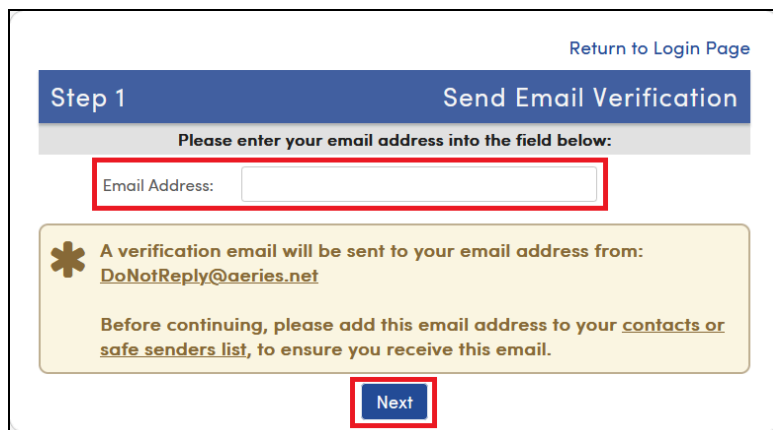
Resetting Aeries Parent/Student Portal Password

1. Navigate to the Parent/Student Portal Login page
 - a. pusd.us/parentportal > click “[Log-in Page](#)”
2. Click “**Forgot Password?**”:



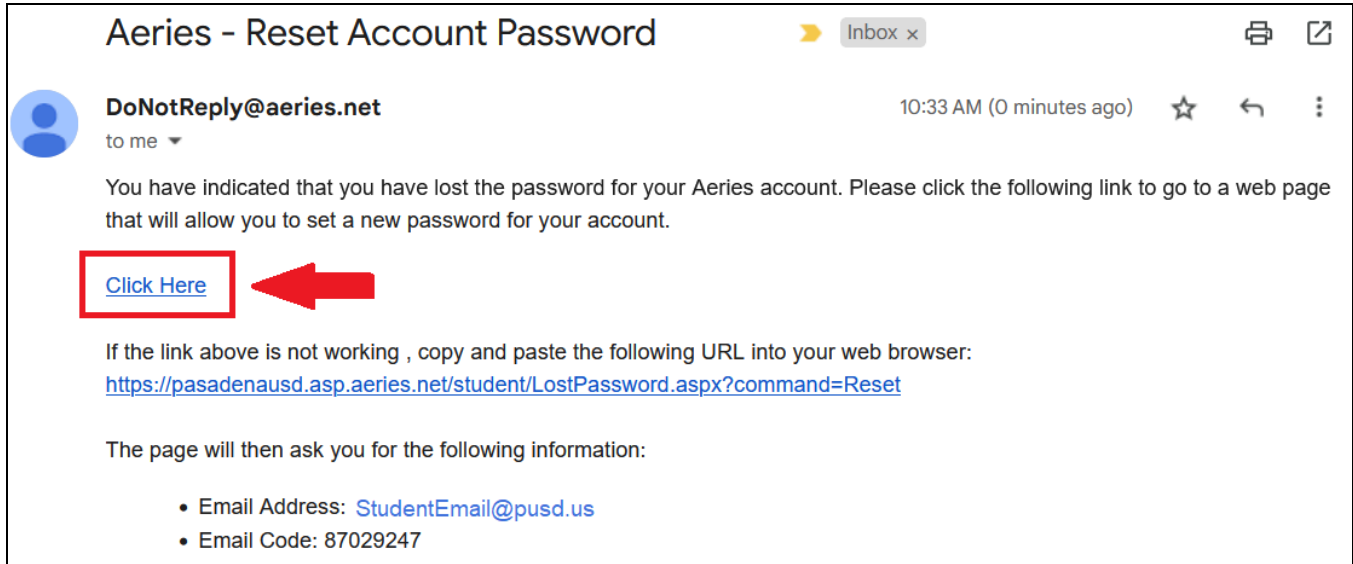
3. Enter the email associated with your Parent/Student Portal account.

Click “**Next**”:



4. After clicking **Next**, you will receive a verification email with a link to reset your password.

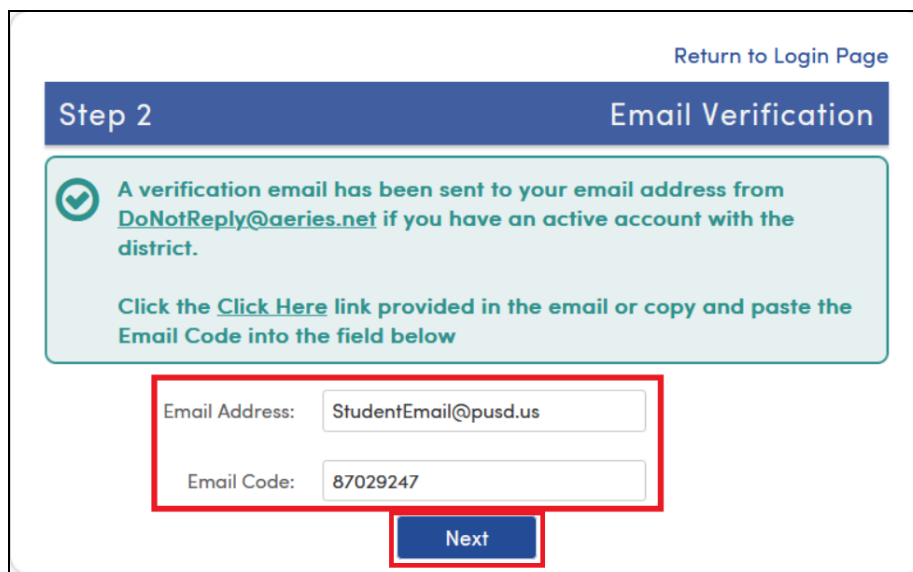
Click on the “**Click Here**” link in the email:



This link will open a new tab in your browser and PRE POPULATE the “**Email Address**” and “**Email Code**” fields.

You do NOT need to manually enter that info from the email.

Then, click “**Next**”:



Return to Login Page

Step 2 Email Verification

A verification email has been sent to your email address from [DoNotReply@aeries.net](#) if you have an active account with the district.

Click the [Click Here](#) link provided in the email or copy and paste the Email Code into the field below

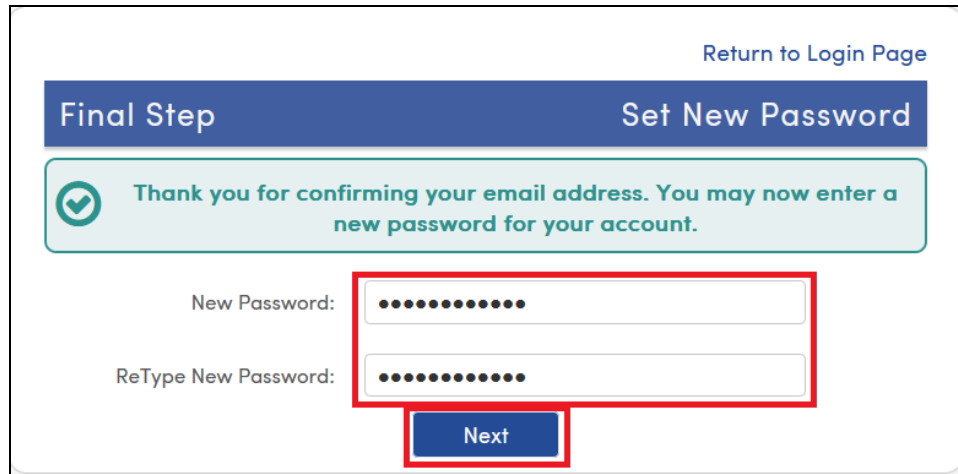
Email Address:

Email Code:

Next

4. Set a new password on the next screen by entering it TWICE to confirm, then, click **“Next”**:

Note there is a 12 character minimum when choosing a password



If properly set, you will receive a confirmation for the change with a link to **“Return to Login Page”** and log in using the new password:

