



AI Design Course Structure Suggestions

If you need help designing your course and don't know where to start, the AI Design Assistant can guide you through building the course's structure. The AI Design Assistant draws insights from your course's title and description to generate learning modules. Learning modules can support a course objective, concept, or theme. Learning modules help you organize your content and guide how your students navigate through a topic.

In an empty course, select **Auto-Generate Modules**.

ENGL-1000-01-NAC Course Settings

English Comp

Content Calendar Announcements Discussions Gradebook Messages Analytics Groups Achievements Student Preview

Course Content

This course is ready for content.
Use this space to build your course.

+ Add Content + Auto-Generate Modules

Course Faculty

Daniel Farnsworth
INSTRUCTOR

Details & Actions

- Roster
[View everyone in your course](#)
- Progress Tracking
[Turn on](#)
- Course Image
[Edit display settings](#)
- Course is private
[Students can't access this course](#)
- Class Collaborate
[Join session](#)
- Attendance
[Mark attendance](#)
- Books & Tools
[View course & institution tools](#)
- Question Banks
[Manage banks](#)
- Class
[Launch Class](#)
- Microsoft Teams
[Enable Microsoft Teams](#)

If you already have content in your course, **Auto-Generate Modules** is an option in the **Create Item** menu.

The **Auto-Generate Modules** panel appears. Each generated module comes with a name and description.

Blackboard Questions?

Email: blackboard@govst.edu Phone: (708) 534-4115

English Comp

×

Auto-Generate Learning Modules

Define Learning Modules

Description

Enter course description or learning objectives...

Select course items

Selected course items will be used to help improve suggestions.

Title prefix

None

☒ Include images

Complexity

Low
High


Number of Learning Modules

1
20

Advanced options


Generate

This is auto-generated content and needs to be checked for accuracy and bias

☐



Introduction to English Composition

This week, we will explore the fundamentals of English composition including sentence structure, grammar, and punctuation. You will learn how to craft clear and concise sentences to enhance your writing skills.

☒


The Writing Process

Discover the writing process from prewriting to editing. Understand the importance of planning, drafting, revising, and editing your compositions. Practice brainstorming techniques to generate ideas.

☐


Thesis Statements and Organizing Ideas

Focus on crafting effective thesis statements and organizing your ideas logically. Learn how to develop a strong thesis and structure your essays to present your arguments persuasively.

Cancel

Add 1 to Course

You have several ways to customize the learning modules that the AI Design Assistant generates.

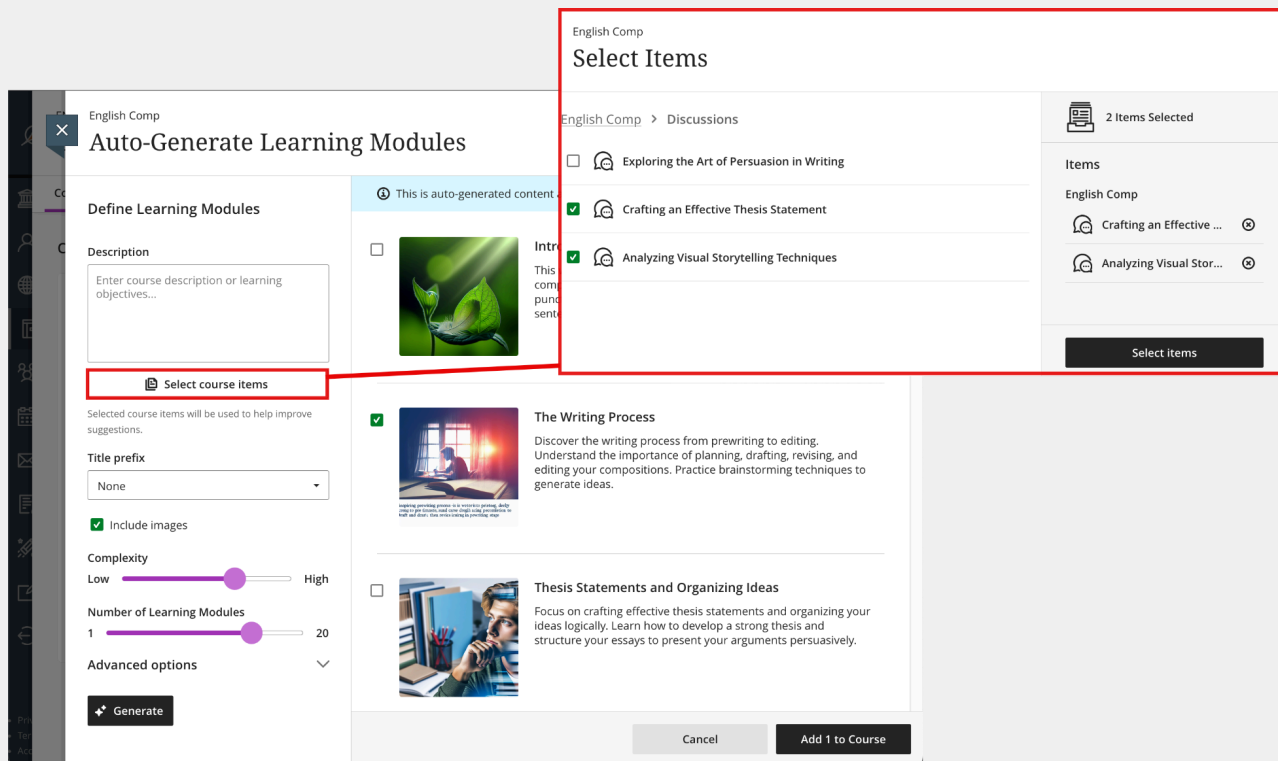
- Enter a description (limited to 2000 characters) to narrow the focus of the modules
- Select a prefixes for the module titles
- Choose whether to include AI-generated images for the modules
- Adjust the complexity of the modules' focus
- Select the number of modules to generate
- Select the arrow beside **Advanced options** to change the output language

Optionally, you can select which course items you'd like the AI Design Assistant to provide context for new learning modules. Select **Select course items** to start.

Select the box beside any course content item to include it in the context for your learning module.

Blackboard Questions?

Email: blackboard@govst.edu Phone: (708) 534-4115



You can select the arrow beside a folder or learning module to include items from them. When you've finished choosing items for context, select **Select items** to return to module generation.

Note: File types supported by the context picker include PDF, Word, PowerPoint, text, RTF, and HTML.

Once you've finalized your settings, select **Generate**. Choose the modules you'd like to add to your course, then select **Add to Course**.

Blackboard Questions?


Email: blackboard@govst.edu Phone: (708) 534-4115

ENGL-1000-01-NAC
Course Settings

English Comp

Content
Calendar
Announcements
Discussions
Gradebook
Messages
Analytics
Groups
Achievements
Student Preview


Course Content



Introduction to English Composition

Hidden from students


This week, we will explore the fundamentals of English composition including sentence structure, grammar, and punctuation. You will learn how to craft clear and concise sentences to enhance your writing skills.



The Writing Process

Hidden from students


Discover the writing process from prewriting to editing. Understand the importance of planning, drafting, revising, and editing your compositions. Practice brainstorming techniques to generate ideas.



Thesis Statements and Organizing Ideas

Hidden from students

Focus on crafting effective thesis statements and organizing your ideas logically. Learn how to develop a strong thesis and structure your essays to present your arguments persuasively.



Course Faculty

Daniel Farnsworth

INSTRUCTOR

Details & Actions

- Roster
[View everyone in your course](#)
- Progress Tracking
[Turn on](#)
- Course Image
[Edit display settings](#)
- Course is private
[Students can't access this course](#)
- Class Collaborate
[Join session](#)
- Attendance
[Mark attendance](#)
- Books & Tools
[View course & institution tools](#)
- Question Banks
[Manage banks](#)
- Class
[Launch Class](#)
- Microsoft Teams
[Enable Microsoft Teams](#)

Review each learning module's title and description for accuracy. You can also edit learning modules to better fit your teaching style and goals.

Note: The AI Design Assistant can generate images for pre-existing learning modules. You can also upload your own images or select the built-in feature to include a stock photo from Unsplash.

Blackboard Questions?

Email: blackboard@govst.edu Phone: (708) 534-4115

Blackboard Questions?

Email: blackboard@govst.edu Phone: (708) 534-4115