

Razorback Classic 2026 Caddie Book

General Notes

- Any shot that hits a building results in +2 penalty strokes. You do not have to re-throw.
- Be aware of your surroundings when throwing and walking between holes. If there is a chance your shot hits anyone, wait to throw until after they have passed.

Contact information

Parker Lowe: 601-573-5962

Weston Sills: 479-879-6894

Course Map



OB Notes

Unless otherwise noted, play OB shots where the disc was last in-bounds.

1. Par 3, 240 ft. OB on or across sidewalk long and over ledge to the right



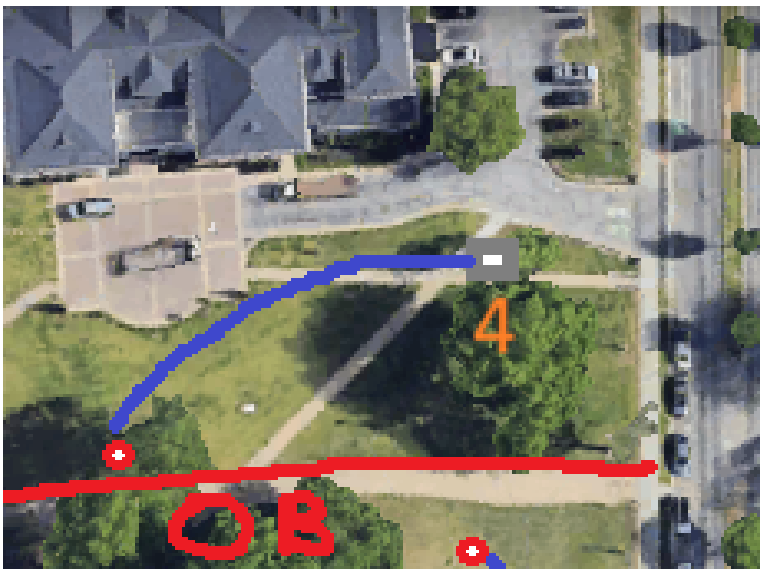
2. Par 3, 150 ft. Island hole. OB on or across sidewalk. If disc does not come to rest in bounds, proceed to the drop zone.



3. Par 4, 500 ft. OB over the ledge on the right. Mando to the left of marked tree.



4. Par 3, 200 ft. OB on or across sidewalk on the left



5. Par 3, 220 ft. OB on or across sidewalk long of the basket



6. Par 3, 310 ft. No OB



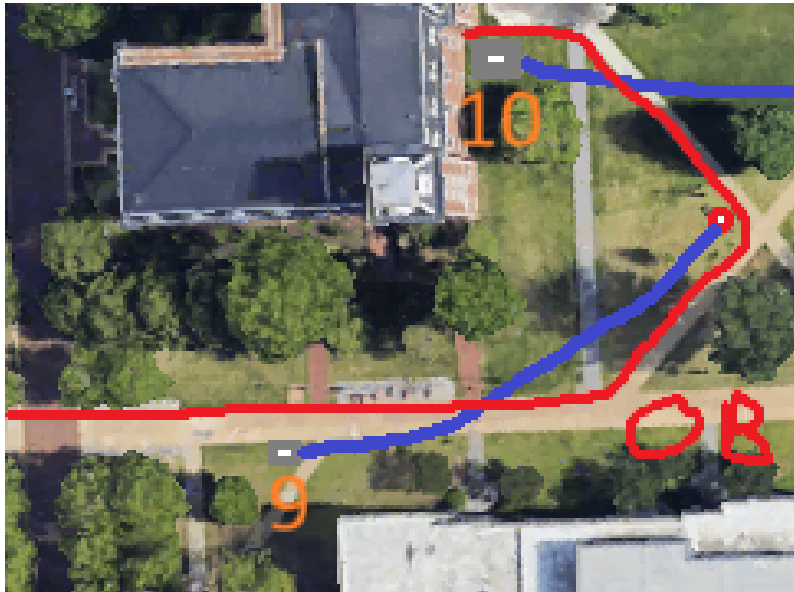
7. Par 3, 215 ft. OB on or across sidewalk on the right



8. Par 5, 620 ft. OB on or across sidewalk to the right and long of the basket.
Mando left of every light pole along the sidewalk. Mando right of marked tree.



9. Par 3, 180 ft. OB on or across sidewalk long of the basket



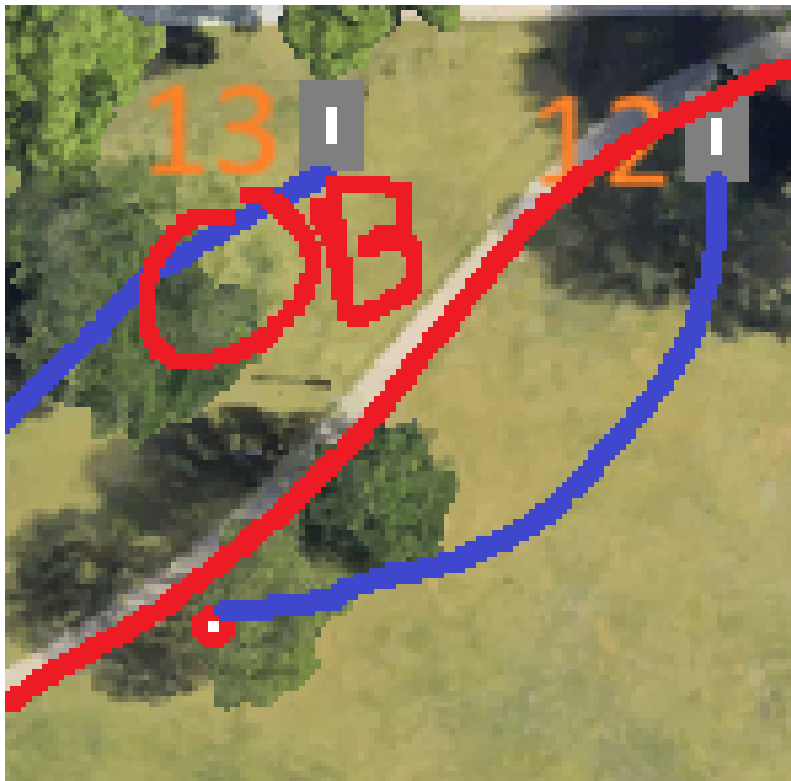
10. Par 3, 200 ft. No OB



11. Par 3, 300 ft. No OB



12. Par 3, 250 ft. OB on or across sidewalk on the right



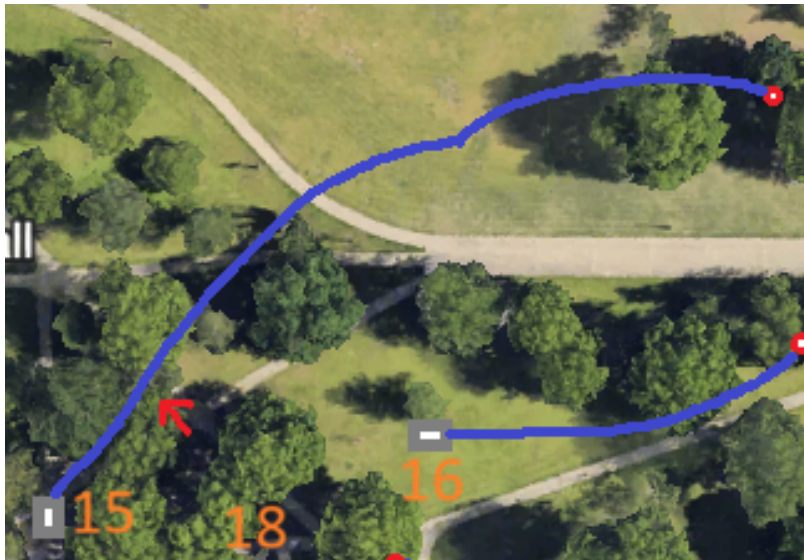
13. Par 3, 200 ft. All concrete is OB.



14. Par 3, 270 ft. Double mando. Missed mandos throw next shot between the mando trees. No OB.



15. Par 4, 570 ft. Mando left of marked tree. No OB.



16. Par 3, 250 ft. OB on or across sidewalk on left and right



17. Par 3, 160 ft. Island hole. All shots that do not come to rest in bounds must proceed to the drop zone.



18. Par 3, 400 ft. No OB

