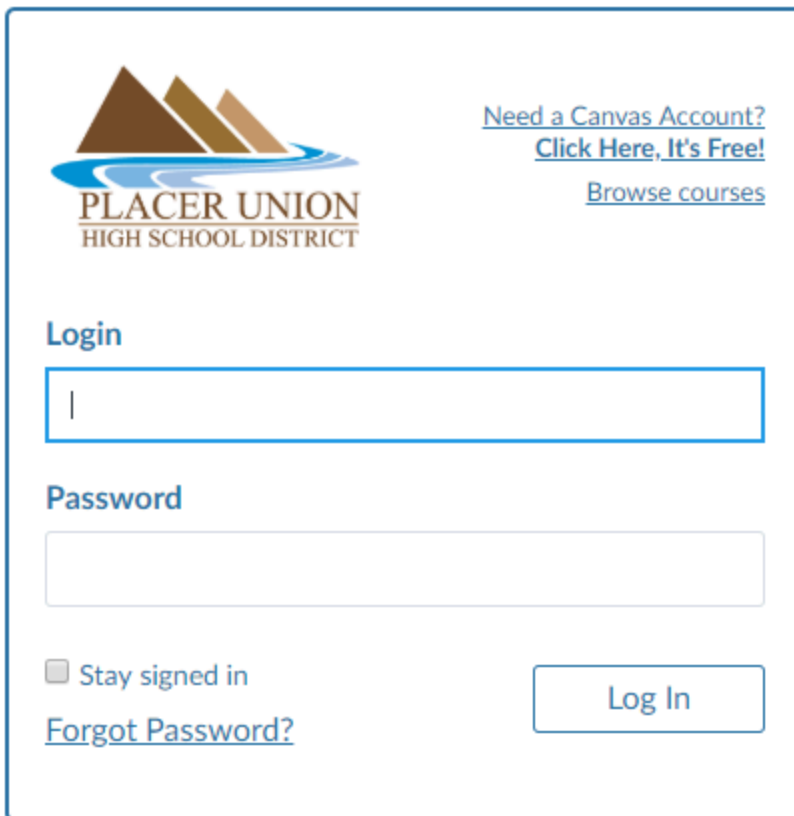


Parent Access to Canvas:

To access your student's Canvas course you will need an access code provided by your student's or the teacher of the course. The following are instructions to set up a Canvas parent account.

To access online:

1. Go to <https://placer.instructure.com/login/canvas> from a **Computer or Chromebook**. **This cannot be done from the Canvas App. This first step is required before using the App.**
2. Click the "Need a Canvas Account?" in the top right corner to create an account. Then click the **"parents sign up here"** and fill in the requested information. You will need to use the access code to be connected to your student's canvas course. Once successfully connected you will be able to observe student work and grades.



The image shows a screenshot of the Canvas login page for Placer Union High School District. At the top left is the district's logo, which features three stylized mountains in shades of brown and blue, with the text "PLACER UNION HIGH SCHOOL DISTRICT" below it. To the right of the logo, there are three links: "Need a Canvas Account?", "Click Here, It's Free!", and "Browse courses". Below these links is a "Login" section with a text input field for the username. Underneath the username field is a "Password" section with a text input field for the password. To the left of the password field is a checkbox labeled "Stay signed in". To the right of the password field is a "Log In" button. Below the password field is a link that says "Forgot Password?".

[Help](#) [Privacy policy](#) [Acceptable Use Policy](#) [Facebook](#) [Twitter](#)

INSTRUCTURE

Enter Signup Details

Parent Signup

×

Your Name

1

Your Email

2

Password

3

Re-enter Password

4

Student Pairing Code

What is a pairing code?

5

6

☐ You agree to the [terms of use](#) and acknowledge the [privacy policy](#).

7

Cancel

Start Participating

When you log into Canvas you will be sent to a dashboard view. Click on the title of the course in the box to view your students course.

Begin Observing

Account

Dashboard

Courses

Calendar

Inbox

Help

Notifications. Tell us how and when you would like to be notified of events in Canvas.
[Notification Preferences](#)

Coming Up
Nothing for the next week
[View Calendar](#)

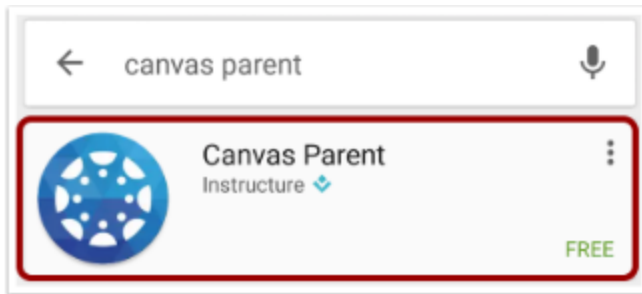
View Grades

Dashboard

History 101
History 101


To access Canvas via the app:

1. You must set up an account online first. (see above)
2. Search for the canvas parent app in the IOS or Android app store.



3. Download the parent canvas app.
4. Once you have downloaded the app you can log into your account to view your student's course. For each device it will look a bit different. When you enter the app it will ask for you to find your school. Search for Placer Union HS District.

Find Your School



5. Use the email and password created online to log into your account as a parent.

