






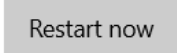


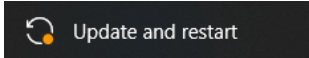




# Step-by-Step Directions for Updating Windows 10

|   |   |
|---|---|
| Open <b>Start</b> Menu  |    |
| Click <b>Settings</b>   |    |
| Click <b>Update &amp; Security</b> Settings   | <br>Update & security<br>Windows Update, recovery,<br>backup   |
| Click <b>Windows Update</b>   |    |
| Click the button for " <b>Check for Updates</b> "   |    |
| If you have <b>Updates Available</b><br><br>Click <b>Download</b><br><br>Click <b>Restart Now</b> |  Updates available<br>Last checked: Yesterday, 10:35 PM<br><br><br><br> |
| If You are <b>Up to Date</b><br><br>We <u>still</u> recommend you <b>RESTART</b>                  | Update status<br><br>Your device is up to date.   |
| Open <b>Start</b> Menu<br><br>Click <b>Power Button</b>   |    |
| Select <b>Restart</b> or <b>Update and Restart</b>  |  or    |

Restarting your computer is a **RECOMMENDED** troubleshooting tip whenever things are not working properly. During Remote Instruction, it is suggested to RESTART every Friday!