

Date: _____

Dear Parent(s): of _____,

In an effort to help your child pull his/her average up before the end of the grading period, I have enclosed your child's grades. You have the ability to view your child's grades live using your child's (or your parent) Aspen account. Learn more about it using the "Accessing Grades" tab on the class website: (Google Search: "Rt66ers")
<https://sites.google.com/a/southcolonie.k12.ny.us/route-66ers-team-page/home/accessing-grades>

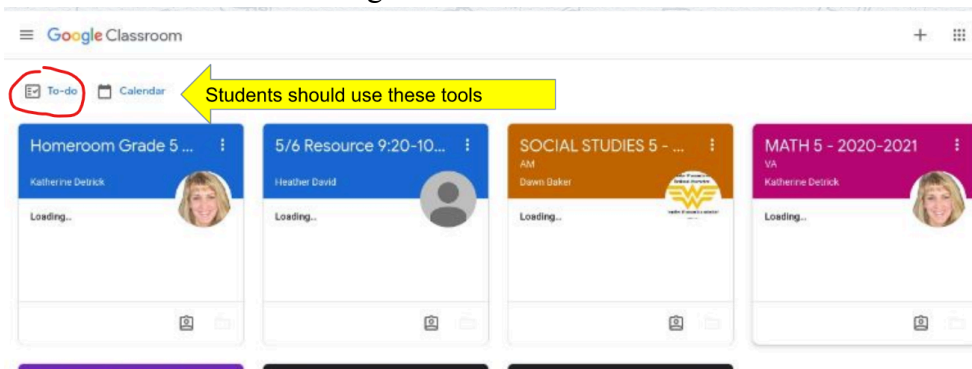
Look over the enclosed document and my recommendations with your child.

Recommendation(s) to the student:

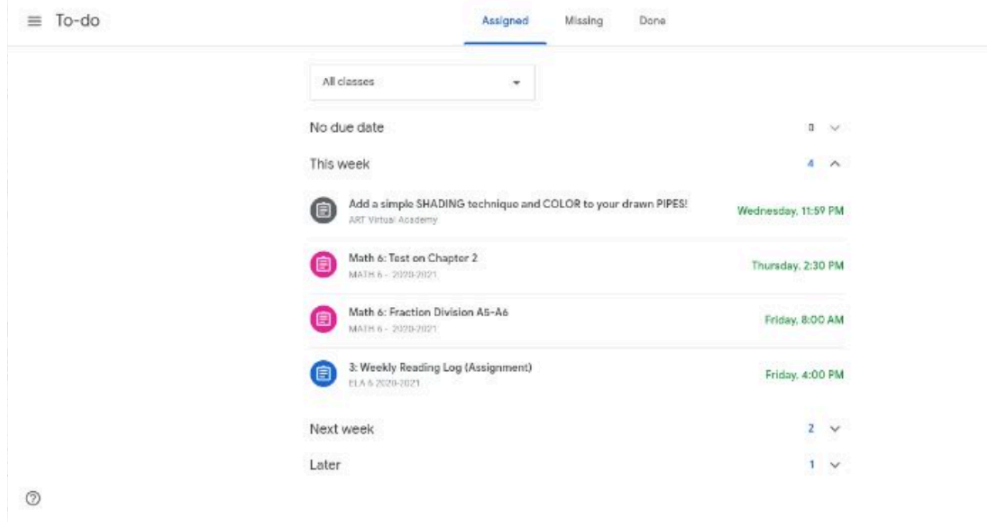
- ❑ Review the academics tab in your Aspen account to see what you need to complete. (See example)

(I-Ready) Area of Parallelograms, Quadrilaterals, 10/14 IR	0	Do!	
7.1 Exponents(in Google Classroom) 10/17 PS	INC		Turn in work for 100%
7.2 Evaluate Expressions Involving Exponents (GF) 10/18 PS	100		80%
7.3 Write Algebraic Expressions (GF) 10/19 PS	100		late
U1 L4 S1- Writing and Interpreting Algebraic Expre 10/20 PS	100		
I-Ready (IP)Work with Algebraic Expressions 10/21 IR	0		
7.5 Evaluate Algebraic Expressions and Formulas GF 10/24 PS	INC		Turn in paper with work f ...

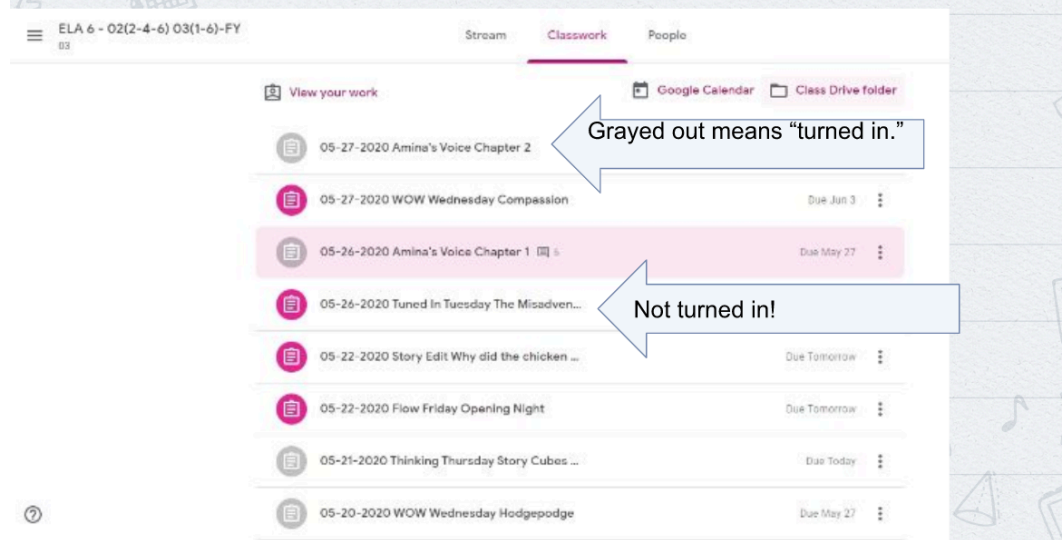
- ❑ COMPLETE assignments that you have failed to turn in.
- ❑ Use the "To Do" tool in Google classroom:



Students should find (and use) the Google Classroom “To do” list.



How can students and parents tell if an assignment has not been “turned in”?



- ☐ Visit Google Classroom daily. Look for assignments that have not been “grayed out.” These are assignments that have not been submitted/turned in.

Attention Students:

Do NOT click “Mark as Done” if you have not actually completed an assignment. Doing this creates several problems.

1. It wastes the time of the teacher.
2. It confuses you about which assignments you could still complete.
3. It eliminates the auto-generated notification to the teacher if you do eventually complete the assignment.

If you have been submitting incomplete assignments, PLEASE STOP doing this!



- ☐ If help videos are available, WATCH them and write down everything the video displays on your paper. (see example below)

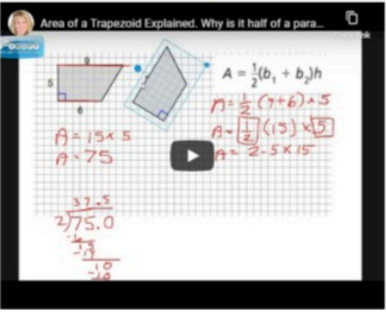
Math: 10.5 Area of Trapezoids

Your email address (detrickk@ecolonia.org) will be recorded when you submit this form.
Not you? [Switch account](#)

* Required

Watch this video before you answer the questions.

Area of a Trapezoid Explained. Why is it half of a para...



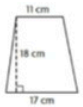
1. <https://www.screencast.com/3/5Aka86d4tE> (Formula explained) * 1 point

Find the area of the trapezoid.

1. $A = \frac{1}{2}(b_1 + b_2)h$

$A = \frac{1}{2} \times (\underline{11} + \underline{17}) \times 18$

$A = \frac{1}{2} \times \underline{28} \times 18$



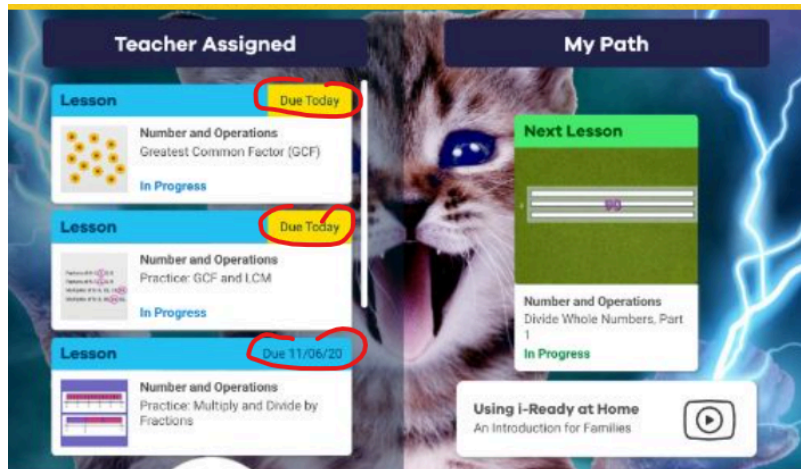
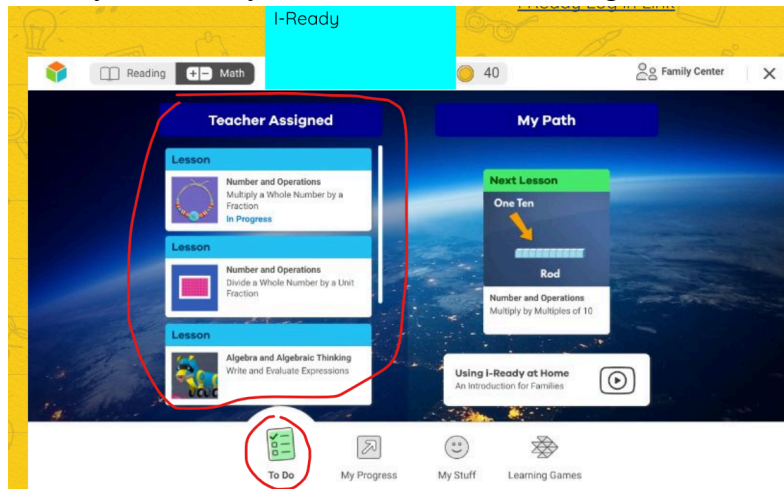
☐ 2,638,944 square cm

☐ 168 square cm

☐ 504 square cm

☐ 252 square cm

- ❑ Check your I-Ready account for “Teacher Assigned Lessons.”



- ❑ Use the resources made available to help you. (On-line Tutor- linked to our class page, embedded help videos, chapter resource document)
- ❑ Put more time and effort into your homework. (Use the On-line tutor to help you!)
- ❑ Stop making guesses on quizzes and tests. Ask for help!
- ❑ Make sure the percentage of practice sheets turned in is 100% to boost up your average.
- ❑ Do Swap Outs when needed. (Go to Castle Learning. More details on the class website) Do swap-out with Mrs. Bianchi during Flex.
- ❑ Be committed to taking useful notes. You are permitted to use them during Open-notebook quizzes. Stay attentive during class.
- ❑ If you are organizationally challenged, make an appointment with Mrs. Bianchi to organize all of your papers. Often this leads to discovering completed (or half completed) papers that you never turned in.
- ❑ Be honest with the caring adults about why you have fallen behind on assignments.

Recommendation to the Parent(s):

- ❑ Review the class website together.
<http://sites.google.com/a/southcolonie.k12.ny.us/route-66ers-team-page/homework-2> Do not accept the statement, “I finished the homework.” If your child finished the homework, he/she should show you the completed assignment on his or her device.
- ❑ Request to see your child’s Google Classroom. Review it together with your child.
- ❑ Consider a three-way conference. (Teacher, student, parent)
- ❑ <https://sites.google.com/a/southcolonie.k12.ny.us/route-66ers-team-page/homework-2/tutor> Visit this page to look for the numerous videos that Mrs. Bianchi has posted to re-teach difficult concepts.
- ❑ <https://sites.google.com/a/southcolonie.k12.ny.us/route-66ers-team-page/home/accessing-grades> Visit this web site to access your child’s grades “live.” Be sure to read the “frequently asked questions” and to view the videos on how to use this resource. Parents are encouraged to log into their child’s (or parent) Aspen account daily.

With you and your child’s support, I am confident that your child will show improvement for the remainder of the grading period.

Mrs. Bianchi
Teacher

Parent questions/Comments:

Parent’s Signature _____ Date _____
Math teacher’s e-mail: bianchik@scolonie.org