# WEEKLY LEARNING PLAN

| Quarter | 1 | | Grade Level | 5 |
|---|---|---|---|---|
| Week | 1 | | Learning Area | ENGLISH |
| MELCs | Fill-out forms accurately (school forms, deposit and withdrawal slips, etc.) | | | |
| Day | Objectives | Topic/s | Classroom-Based Activities | Home-Based Activities |
| 1 | • fill out forms accurately and<br>• appreciate the importance of filling out forms accurately | Filling out Forms Accurately (school forms, deposit slips, and withdrawal slips) | A. Review of the lesson<br><br>Directions: Fill out the form below. Complete it by using the possible answers found inside the box. Use the form provided to you.<br><br>**Student Personal Information**<br>Name: _____<br>Grade & Section: _____Age: ____ Sex: _____<br>Teacher: _____<br>Address: _____<br>Birthday: _____ Country: _____<br>School: _____<br><br>Royce L. Cabrera Male Ms. Rina B. Macaraig<br>Grade V- Maagap December 25, 2010<br>Catbalogan City, Samar San Roque Elementary School<br>Philippines 10<br><br>B. Directions: Examine the forms below and then identify each. Pick your answer<br>from the choices inside the box. Write it on your answer sheet. | Answer the Learning Tasks found in ENGLISH 5 SLM.<br><br>Write you answers on your Notebook/Activity Sheets.<br><br>Learning Task No. 1:<br><br>(This task can be found on page ____) |

| | | | | |
|---|---|---|---|---|
| | | | *cash deposit slip* *school form* *withdrawal slip*<br>1. <br>2.  <br>3. | |
| 2 | • fill out forms accurately and<br>• appreciate the importance of filling out forms accurately | Filling out Forms Accurately<br>(school forms, deposit slips, and withdrawal slips) | C. Directions: Examine closely the completed (filled out) forms and the required<br>information that was supplied in each form. Using a Venn diagram, write down the<br>similarities and differences of the forms based on the required information in filling<br>it out. Do this on your answer sheet. | Learning Task No. 2:<br><br>(This task can be found on page ____) |



ABC Bank CASH DEPOSIT SLIP

Teller's Validation

ABC Bank CASH DEPOSIT SLIP

Date: May 27, 2020 Currency ✓ Peso ___ US Dollar

Type of Account ✓ Savings ___ Current

Account Number

8 5 6 6 . 7 5 7 5 . 1 3

Account Name

MAY V. TORRES

CASH DEPOSIT BREAKDOWN

| Denomination | Pieces | Amount |
|---|---|---|
| 1,000.00 | 2 | 2,000 |
| 500.00 | 1 | 500 |
| 200.00 | | |
| 100.00 | 5 | 500 |
| 50.00 | | |
| 20.00 | | |
| 10.00 | | |
| 5.00 | | |
| 1.00 | | |
| Total Cash Deposit | | 3,000.00 |

Signature of Depositor/Representative (Print name)

MAY V. TORRES

This deposit is made and accepted subject to the conditions printed on the reverse side and on the rules and regulations governing savings & current deposit accounts.



ABC Bank WITHDRAWAL SLIP

Teller's Validation

Date: May 20, 2020 Currency ✓ Peso ___ US Dollar

Account Number

8 3 6 4 . 7 7 7 7 . 1 0

Account Name

JUAN DELA CRUZ

Amount in Words

Five thousand pesos

5,000 in Figures

I/We hereby declare under the penalties of perjury that my/our co-depositor(s) is/are still living.

PERSONAL WITHDRAWAL

Signature of Depositor(s)/Co-Depositor(s)

1. ___ 2. ___

FOR BANK'S USE ONLY

Signature Verified by: Approved by: Posted by:

Payment Received by:

Please present Passbook/ATM with this withdrawal slip

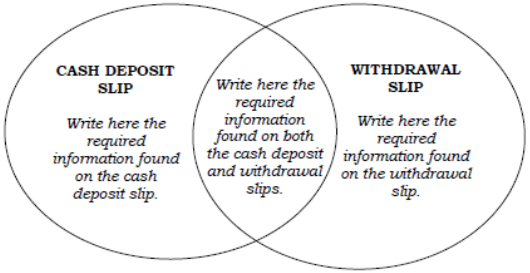


D. A deposit slip is a small paper form that a person includes with a bank deposit to show how much money he or she is putting in a bank account. It contains
the deposit date, name and bank account number of the depositor, and the amount
to be deposited in the form of checks or cash, and the signature of the depositor.
Specifically, a person who deposits or places money in a bank account is called
a depositor.
How to Fill out a Deposit Slip
1. First, write your name and bank account number.
2. Then, supply additional details, such as transaction date and any branch information required.
3. List the cash amount breakdown of your deposit and the total amount thereafter.
4. Affix your signature over printed name found on the lower part of the form.

**ABC** Bank **CASH DEPOSIT SLIP**

**Teller's Validation**

**ABC** Bank **CASH DEPOSIT SLIP**

**Date:** _____ **Currency** ___ **Peso** ___ **US Dollar** **Type of Account** ___ **Savings** ___ **Current**

**Account Number**

___ ___ ___ ___ - ___ ___ ___ ___ - ___ ___

**Account Name**

**CASH DEPOSIT BREAKDOWN**

| Denomination | Pieces | Amount |
|---|---|---|
| 1, 000.00 | 2 | 2, 000 |
| 500.00 | 1 | 500 |
| 200.00 | | |
| 100.00 | 5 | 500 |
| 50.00 | | |
| 20.00 | | |
| 10.00 | | |
| 5.00 | | |
| 1.00 | | |
| Total Cash Deposit | | 3, 000.00 |

Signature of Depositor/Representative (Print name)

This deposit is made and accepted subject to the conditions printed on the reverse side and on the rules and regulations governing savings & current deposit accounts.

On the other hand, a withdrawal slip is a small paper form which has to be filled out before making a withdrawal of money from a bank. After filling out the bank
slip, a person signs on it in the presence of a bank teller. A bank teller is an employee
of the bank whose job is to help bank customers with their banking needs, such as
depositing checks or cash or making a withdrawal.

How to Fill out a Withdrawal Slip

1. First, write your name and the date.
2. Then, write the desired amount of your withdrawal in words and in figures.
3. Finally, affix your signature on the signature line found on the form, but do this only until a bank teller can witness you signing it.

| | | | | |
|---|---|---|---|---|
| | | | **ABC** Bank **WITHDRAWAL SLIP**<br><br>**Teller's Validation**<br><br>**Date: _____ Currency ___ Peso ___ US Dollar**<br>**Account Number**<br>**__ __ __ __ - __ __ __ __ - __ __**<br>**Account Name**<br>_____<br>**Amount in Words**<br>_____<br>_____ **(** **)**<br>in Figures<br>**I/We hereby declare under the penalties of perjury that my/our co-depositor(s) is/are still living.**<br>**PERSONAL WITHDRAWAL**<br>**Signature of Depositor(s)/Co-Depositor(s)**<br>1. _____ 2. _____<br>**FOR BANK'S USE ONLY**<br>Signature Verified by: Approved by: Posted by:<br>_____ _____ _____<br>Payment Received by:<br>_____<br>**Please present Passbook/ATM with this withdrawal slip** | |
| 3 | • fill out forms accurately and<br>• appreciate the importance of filling out forms accurately | Filling out Forms Accurately<br>(school forms, deposit slips, and withdrawal slips) | E. Directions: Fill out a withdrawal slip using the suggested information found in the<br>box. Use the form provided to you. | Learning Task No. 3:<br><br>(This task can be found on page ____) |

| | | | | |
|---|---|---|---|---|
| | | | **ABC** Bank **WITHDRAWAL SLIP**<br><br>**Teller's Validation**<br><br>**Date:** _____ **Currency** __ **Peso** __ **US Dollar**<br>**Account Number**<br>__ __ __ __ - __ __ __ __ - __ __<br>**Account Name**<br>_____<br>**Amount in Words**<br>_____<br>_____ ( ) in Figures<br>**I/We hereby declare under the penalties of perjury that my/our co-depositor(s) is/are still living.**<br>**PERSONAL WITHDRAWAL**<br>**Signature of Depositor(s)/Co-Depositor(s)**<br>1. _____ 2. _____<br>**FOR BANK'S USE ONLY**<br>Signature Verified by: Approved by: Posted by:<br>Payment Received by:<br>**Please present Passbook/ATM with this withdrawal slip**<br><br>• July 1, 2020<br>• 1234567891<br>• Criselda V. Castillo<br>• Ten Thousand Pesos<br>• P 10,000.00 | |
| 4 | • fill out forms accurately and<br>• appreciate the importance of filling out forms accurately | Filling out Forms Accurately<br>(school forms, deposit slips, and withdrawal slips) | F. Directions: Read the selection about Ana and her Grandma. Help your friend, Ana,<br>by completing the withdrawal slip for her grandma. Use the form provided to you.<br><br>**Off to the Bank**<br> <br>Hi, my name is Ana. I will accompany my Grandma to the bank today. Grandma told me that we have to drop by the bank before going to the mall to buy me a birthday present. Today is May 28, 2020 and two days from now I will be turning 10!<br>Grandma needs money for the birthday present. Today, she will get 3,000 pesos from her bank account. She will have to complete a form and she calls it a withdrawal slip. Can you help Grandma complete the form, so that we can have the money for my birthday present? Yehey! Thank you.<br><br>Don't forget to leave the depositor's signature line empty, so that Grandma can sign it.<br><br>Here's Grandma's bank information.<br><br>Name : Linda Cruz<br>Account Number : 0977 4444 88 | Learning Task No. 4:<br><br>(This task can be found on page ____) |

| | | | | |
|---|---|---|---|---|
| | | | **ABC** Bank **WITHDRAWAL SLIP**<br>**Teller's Validation**<br>**Date:** _____ **Currency** __ **Peso** __ **US Dollar**<br>**Account Number**<br>__ __ __ __ - __ __ __ __ - __ __<br>**Account Name**<br>**Amount in Words**<br>_____ ( ) in Figures<br>**I/We hereby declare under the penalties of perjury that my/our co-depositor(s) is/are still living.**<br>**PERSONAL WITHDRAWAL**<br>**Signature of Depositor(s)/Co-Depositor(s)**<br>1. _____ 2. _____<br>**FOR BANK'S USE ONLY**<br>Signature Verified by: Approved by: Posted by:<br>Payment Received by:<br>**Please present Passbook/ATM with this withdrawal slip** | |
| 5 | • fill out forms accurately and<br>• appreciate the importance of filling out forms accurately | Filling out Forms Accurately (school forms, deposit slips, and withdrawal slips) | G. Assessment<br>Directions: You have a savings bank account and you want to put an amount of<br>2, 000 pesos into it, with the following cash breakdown: two five hundred-peso bills<br>and ten one hundred-peso bills. Using the bank account number 0344- 5555-22,<br>complete a cash deposit slip. Fill out the form provided to you. | Answer the Evaluation that can be found on page _____. |

**ABC** Bank **CASH DEPOSIT SLIP**

**Teller's Validation**

**ABC** Bank **CASH DEPOSIT SLIP**

**Date:** _____

**Currency**
___ **Peso**
___ **US Dollar**

**Type of Account**
___ **Savings**
___ **Current**

**Account Number**

___ ___ ___ ___ - ___ ___ ___ ___ - ___ ___

**Account Name**

_____

**CASH DEPOSIT BREAKDOWN**

| Denomination | Pieces | Amount |
|---|---|---|
| 1, 000.00 | | |
| 500.00 | | |
| 200.00 | | |
| 100.00 | | |
| 50.00 | | |
| 20.00 | | |
| 10.00 | | |
| 5.00 | | |
| 1.00 | | |

Total Cash Deposit

Signature of Depositor/Representative (Print name)

This deposit is made and accepted subject to the conditions printed on the reverse side and on the rules and regulations governing savings & current deposit accounts.