

# How to View Your Registered Course Schedule

Students can view a calendar version of their schedule (student schedule) or a detailed summary version of their schedule (detailed schedule) as follows:

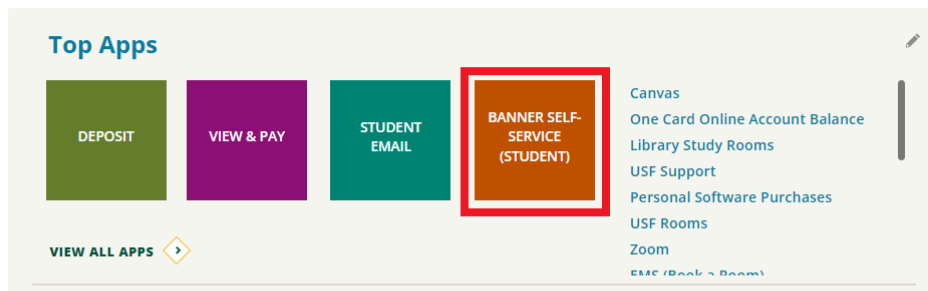
## 1) Login to myUSF Dashboard

Go to [myusf.usfca.edu/dashboard](https://myusf.usfca.edu/dashboard) and enter your USF username and password. Your USF username is the same thing as the beginning of your USF email.

For example, if your USF email is “jdrew2@dons.usfca.edu,” then your USF username is “jdrew2”.

## 2) Go to Banner Self-Service (Student)

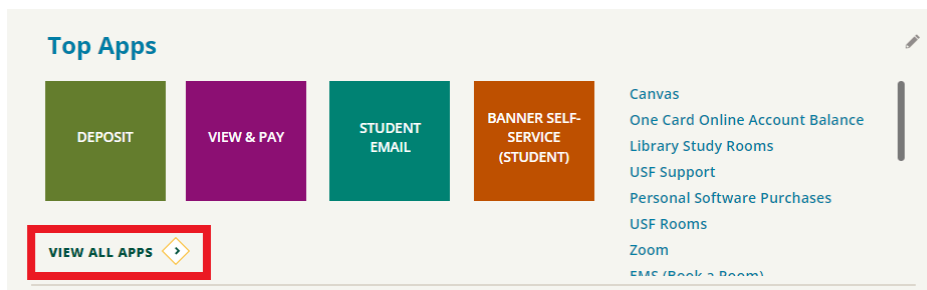
On the myUSF Dashboard view, under Top Apps, click on “Banner Self-Service (Student)”.




If “Banner Self-Service (Student)” does not appear in the Top Apps, it may be viewable through View All Apps:

View All Apps > myApps > look for “Banner Self-Service (Student)”


## Go to View All Apps



## Go to myApps



Scroll down to find Banner Self-Service (Student)



### 3) Go to Registration Landing Page

On the Student Services Landing Page, click on the “Registration Landing Page” link.

#### *Records*

- Student Forms (such as Change of Academic Program, Leave of Absence, Petition to Withdraw from the University, Registrar's Personal Data, PEAI, etc.)
- Student Profile
- Degree Evaluation
- Academic Transcript (8)
- Request an Official Academic Transcript
- Request an Official Enrollment Verification (8)
- Apply to Graduate (8)
- Student Consent to Release Information (8)
- Withhold and Release of Directory Information (8)

#### *Registration*

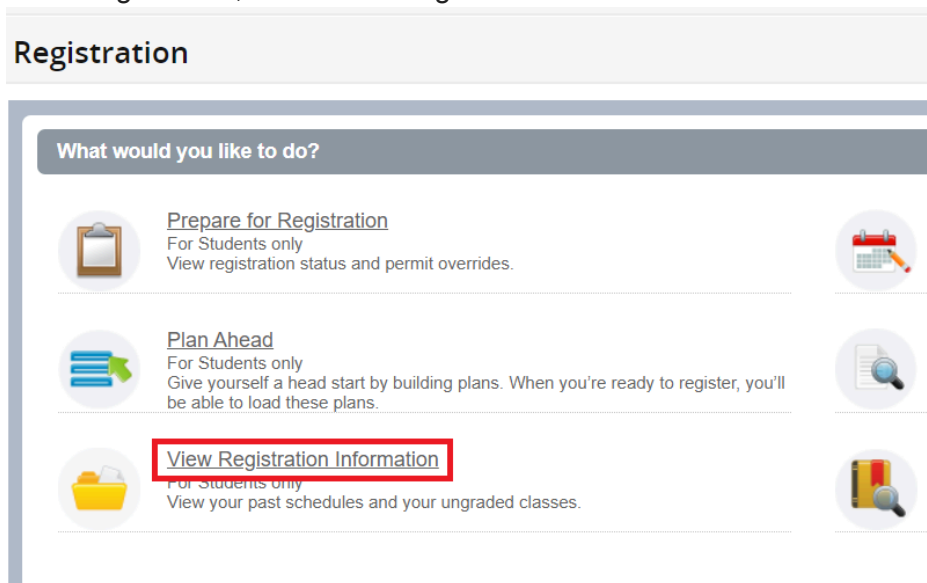
- **Registration Landing Page** (including register for classes, browse for classes, and registration plans)

#### *Financial Aid*

- Financial Aid Home
- 

### 4) Go to View Registration Information

From under Registration, click “View Registration Information”.



Here, you'll see two tabs: “Look up a Schedule” and “Active Registrations”.

- **Look up a Schedule:** you can view all your past and currently registered courses.
- **Active Registrations:** you can see your current registered and pending courses.

## View Registration Information

Look up a Schedule    Active Registrations										
Class Schedule										
Term: Spring 2013										
Title	Details	Units	CRN	Schedule Type	Grade Mode	Level	Part Of Term	Date	Status	Message
Human Physiology	BIOL 320, 01	3	20604	Lecture	Standard Letter	Undergraduate	Full Term	11/12/2012	Registered	**Registered**11...
Human Physiology Lab	BIOL 321, 02	1	20606	Lab	Standard Letter	Undergraduate	Full Term	01/16/2013	Registered	**Registered We...
Introduction to Buddhism	THRS 367, 01	4	20926	Lecture	Standard Letter	Undergraduate	Full Term	11/12/2012	Registered	**Registered**11...
Principles of Microeconomics	ECON 111, 01	4	21097	Lecture	Standard Letter	Undergraduate	Full Term	01/17/2013	Registered	**Registered We...
										Records: 4
Schedule    Schedule Details										
Class Schedule for Spring 2013										
	Sunday	Monday	Tuesday	Wednesday	Thursday	Friday	Saturday			
6am										
7am										
8am		✓ Human Physiology		✓ Human Physiology		✓ Human Physiology	✓ Human Physiology			
9am										

You can also see a calendar view of your schedule. The Schedule Details will show you a more detailed summary of each of your registered courses.

## Option 2: Student Profile

### 5) Go to Student Profile

On the Student Services Landing Page, click on the “Registration Landing Page” link.

#### Records

- Student Forms (such as Change of Academic Program, Leave of Absence, Petition Personal Data, PEAI, etc.)
- **Student Profile**
- Degree Evaluation
- Academic Transcript (8)
- Request an Official Academic Transcript
- Request an Official Enrollment Verification (8)
- Apply to Graduate (8)
- Student Consent to Release Information (8)
- Withhold and Release of Directory Information (8)

#### Registration

- Registration Landing Page (including register for classes, browse for classes, and

Here, you'll see a summary of your registered courses for the term you selected.