



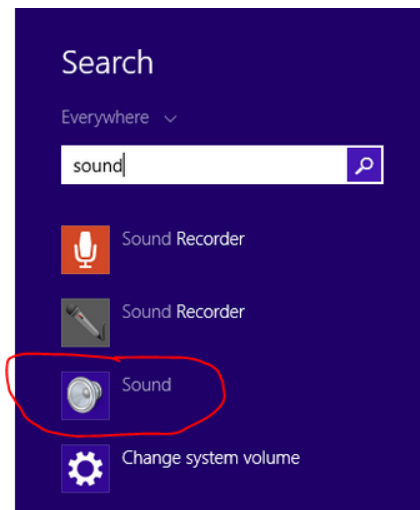
Tech Tip: Fix the microphone on your Thinkpad

Is the built-in microphone on your Thinkpad not working properly? If your microphone isn't picking up sound, or if the sound is badly distorted, a default sound setting may need to be adjusted. Here's how to fix it.

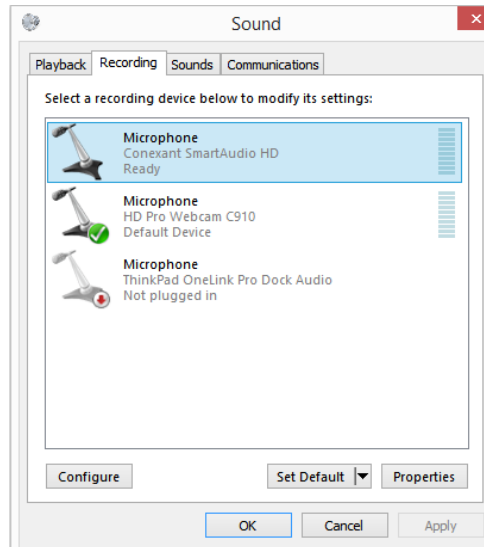
1. Access your start screen in tile view. If you're in desktop mode, switch to tile view by clicking the Windows icon on your Thinkpad.



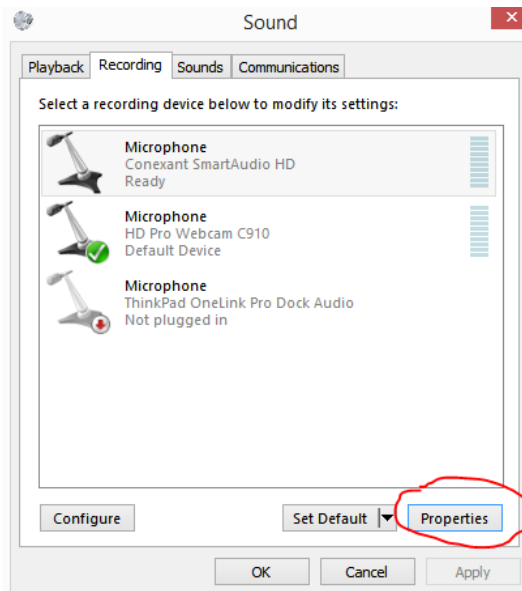
2. Type "sound" in the Search bar and select the Sound app.



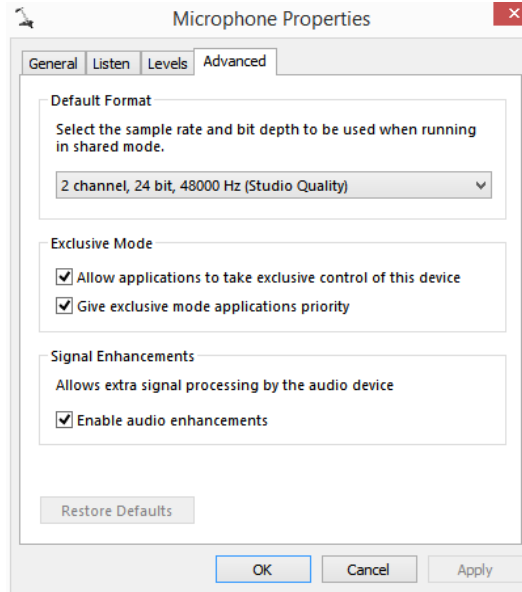
3. In the Sound settings box, select the Recording tab and click on Conexant microphone.



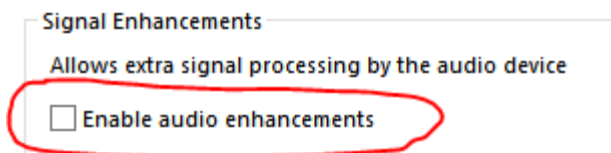
4. Click the Properties button. A microphone properties box will open.



5. Click the Advanced tab.



6. Under Signal Enhancements, uncheck the Enable audio enhancements box



7. Click Apply. Then click OK to exit.