

Edpuzzle Level 1 Certification Directions



Edpuzzle & Google Classroom Level 1 Certification

Learn how to use Edpuzzle with your Google Classroom classes and go from zero to hero in no time!

Get started!

Google Classroom Level 1 certification signup

Fill out your info and we'll send you the class code!

We ask for this information so that we can tie the courses you start to your teacher account and create the certificates. **Please make sure you use your Edpuzzle username to register.**

* First name	* Last name
<input type="text"/>	<input type="text"/>
* Email address	Role
<input type="text" value="Your Edpuzzle username"/>	<input type="text" value="Select..."/>

Submit


Thanks!

Follow these steps to get started with the Edpuzzle & Google Classroom Level 1 certification course:

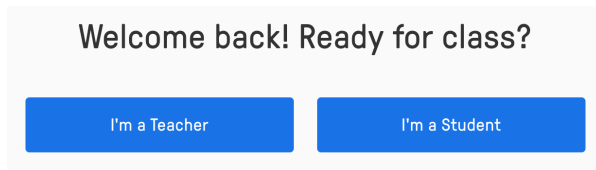
1. Go to edpuzzle.com.
2. Sign up or log in as a student.
3. Enter this class code: **isagapo**

We'll also email you these instructions so you have them for reference.

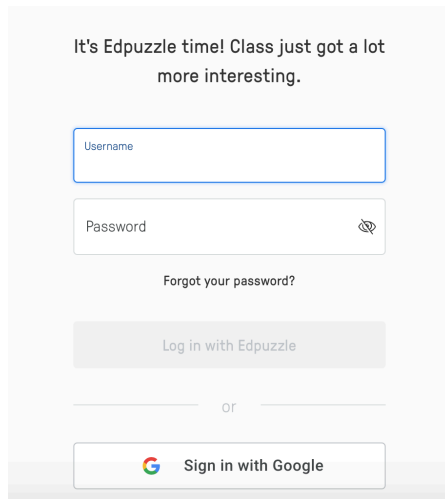
Enjoy the course!
Edpuzzle Team



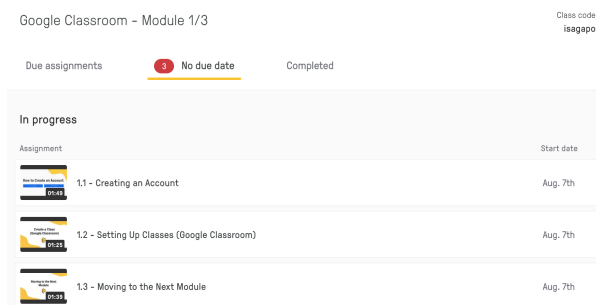
1. Click [here](#) to get started.
2. Click "Get Started"
3. Complete the sign up using your MSD email.
4. Before clicking the link to Edpuzzle, be sure to copy the class code.
5. Click "Log in" in the top right corner.



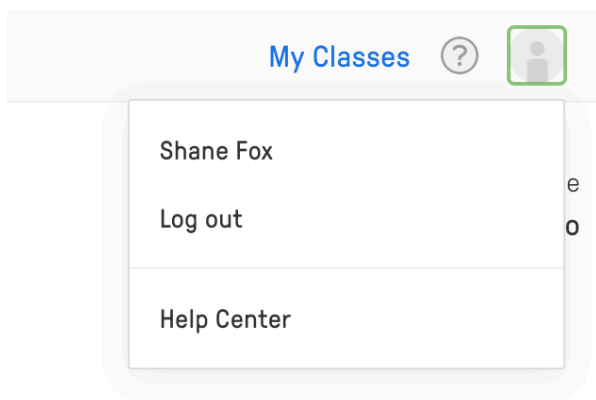
6. Select "I'm a Student"



7. Click "Sign in with Google."



8. Click on "1.1 Creating an Account" to begin



9. Ready to make your first video? Click profile icon in the top right corner and then "Log out"

10. Find the Edpuzzle email and click the link to activate your paid account.

11. Repeat steps 5-6, and select "I'm a Teacher"