

*This guide part of a c-apps support guide series based in r/NCTranslations by u/ennovel, u/fluffymelodies, u/HanyaYM, u/imkunfused, u/wakeuplikeWTF, and u/wayvillage. **For more translations of NCT and WayV content and support guides, please check out r/NCTranslations!***

Program 1: 最美偶像组合 (The Most Beautiful Idol Group)

See [here](#) for link to the Program 1 video walkthrough and for the Program 2 screenshot guide.

Step 1: Enter the mini program by searching for "最美偶像组合" and selecting the first result under Mini Programs. (If you need help, see [here](#) for the "Finding Mini Programs on WeChat" guide.)

You can check the rankings for this week, last week, this month and last month there. Click the button circled in red to start voting for WayV by contributing hearts to them!



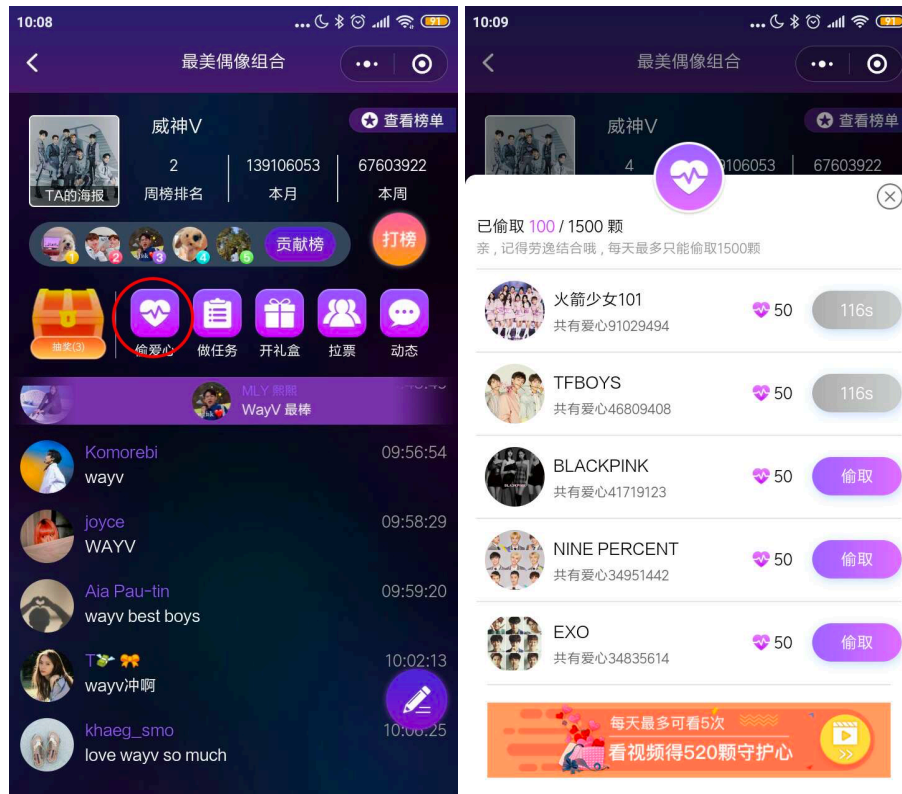
TIP: Once you have voted for WayV, WayV will appear at the top of your list the next time you log in!



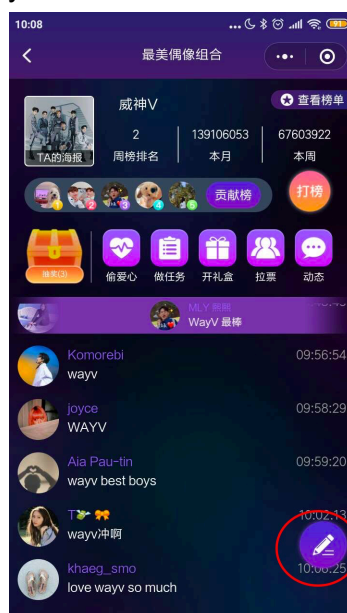
Step 2: Draw prizes to increase your 'hearts'. Click on the treasure chest circled in red, which will lead you to the second screen. You have 3 chances per day - click the button in the center to start!



Step 3: 'Stealing' hearts from other groups - this is quite a cute function! Click on the button to the right of the treasure chest, which will lead you to the next screen. Then, click on the purple buttons to 'steal' hearts - you can only 'steal' 50 hearts per time per group, then you will have to wait for 2 minutes (120 seconds) before you can 'steal' again. The daily limit is 1500 hearts stolen in total!



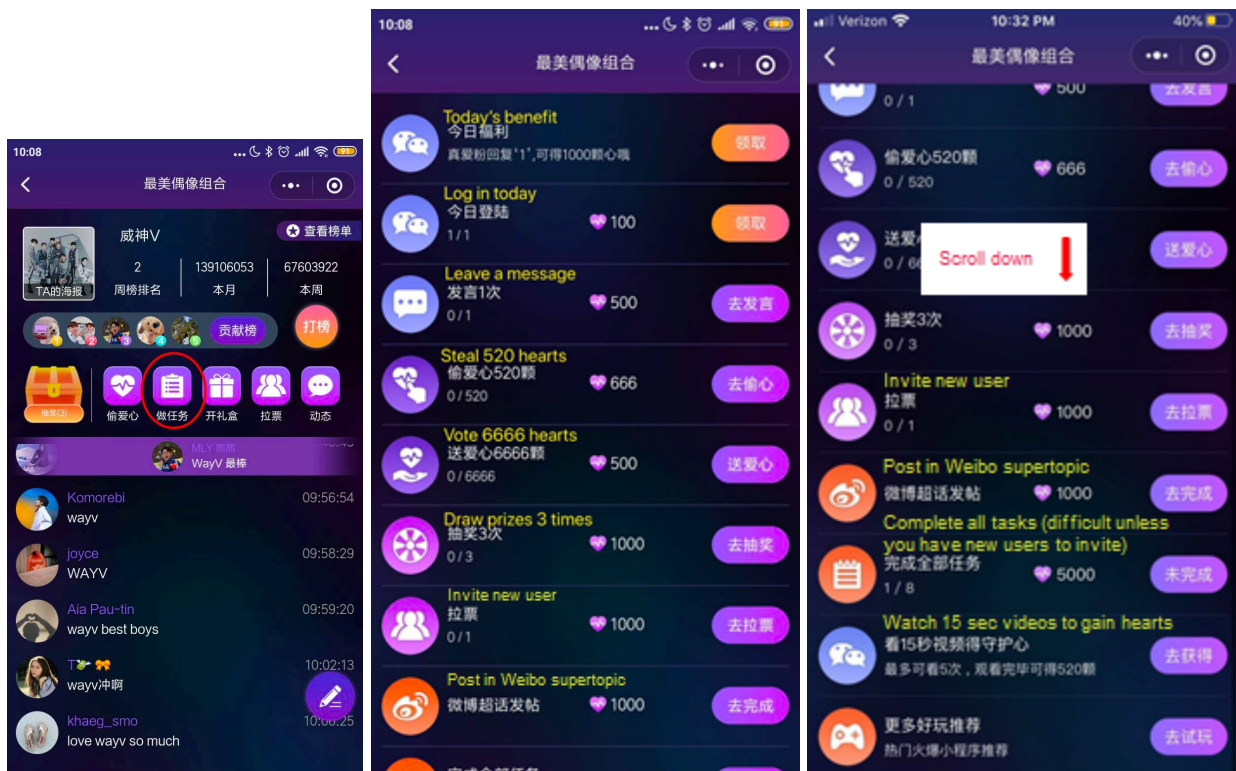
Step 4: Leave a message - Click on the pen icon at the bottom right to leave a message. Make sure that your message is less than 20 characters, and does not have punctuation!
TIP: the pen icon will appear once you have sent some hearts to WayV in that session!



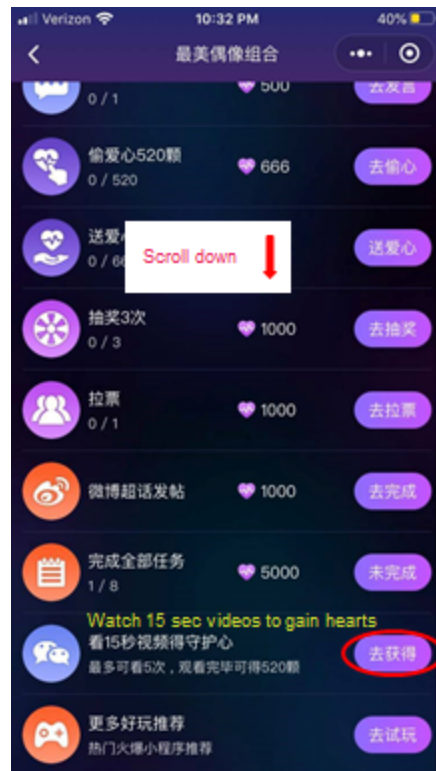
Step 5: Send "gift boxes" for others to open - and give you more hearts! Send by clicking the button at the bottom, after you open the gift boxes screen. As your link is opened, the purple buttons will turn to orange, so check back later in the day. Your link can be opened up 30 times a day to redeem points, up to ~7k!



Step 6: Do missions - click on the second button to the right of the treasure. You will then see a list of missions that you can do to earn hearts. Translations are included in the screenshots below! **(With the previous steps, you can complete all of the missions translated below except “Today’s benefit”, “Weibo supertopic post”, and “Watch ads”, which can only be accessed through this screen and have steps shown below.)**



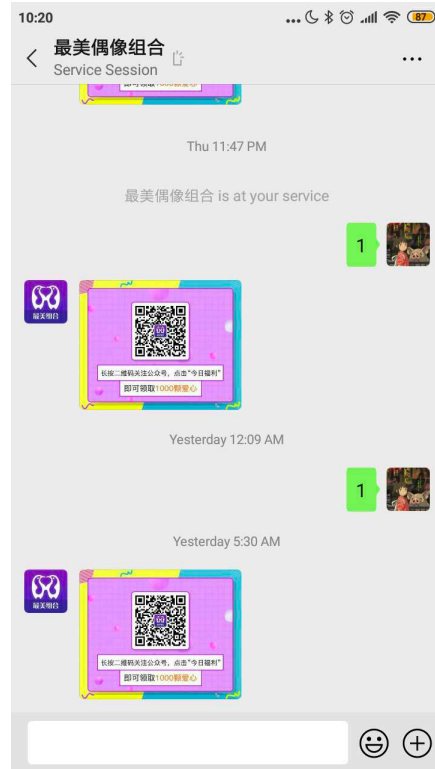
Step 7: Watch ads and gain 520 hearts each time! Just click on the button circled below. Wait until the video counts down to 0 before closing out. You can do this at least 5 times, as long as there are videos available.



Step 8: Today's benefit

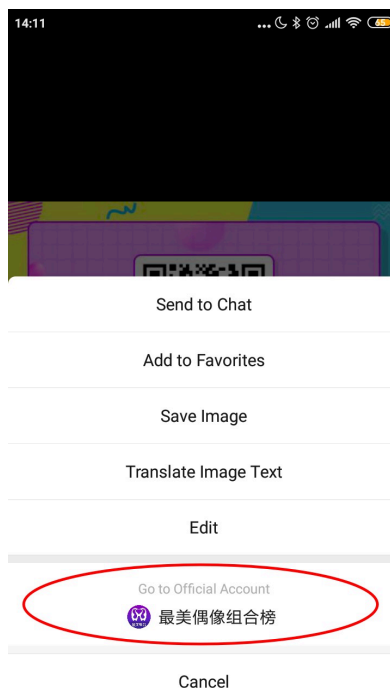
(Even if you don't do this one, check Step 9 and be sure to go to Step 10 to see how to vote!)

Gain 1000 hearts by sending a message to the official account of this mini program! Click the first task on the mission list, which will lead you to a normal chatting interface (Service Messages) (Picture 2). Send '1' and wait for the service to send a QR code back to you.



Click to open the picture and press and hold on the QR code. When a window pops up, click on 'Go to Official Account', which will lead you to another chat interface (make sure you are following the Official Account!).

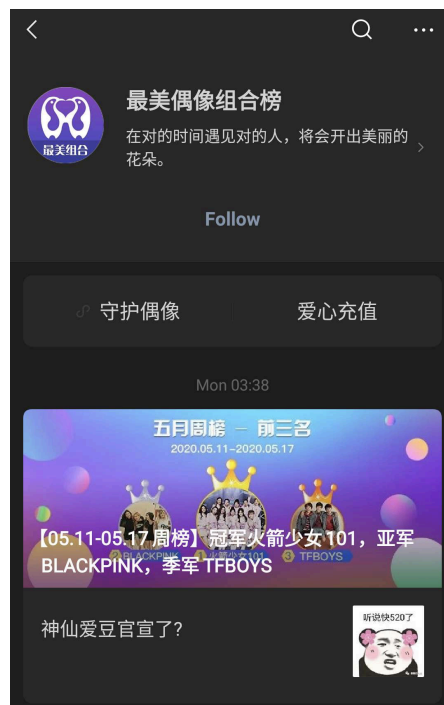
Click on the button in the middle of the bottom bar, and wait for the service to send you a link.



Click on that link, which will lead you back to the mini program:



To follow the Official Account (if you are prompted):



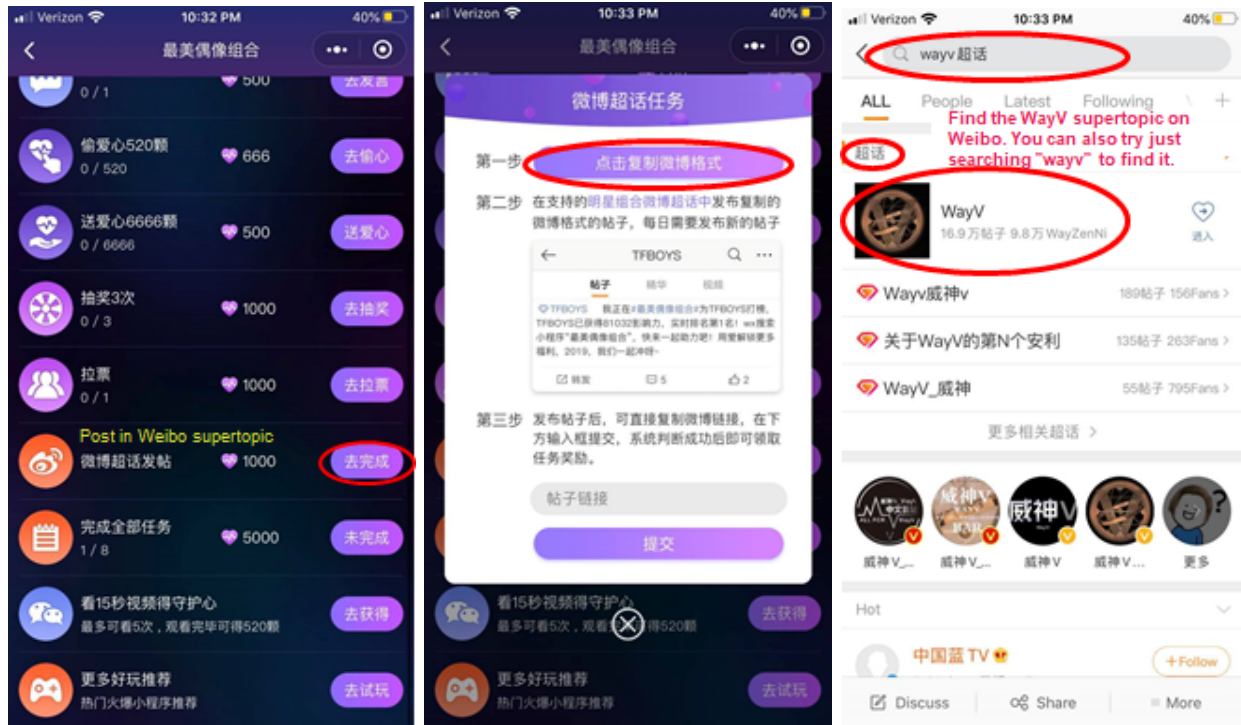
Now, the button at the first task is now orange, and you can claim your reward!



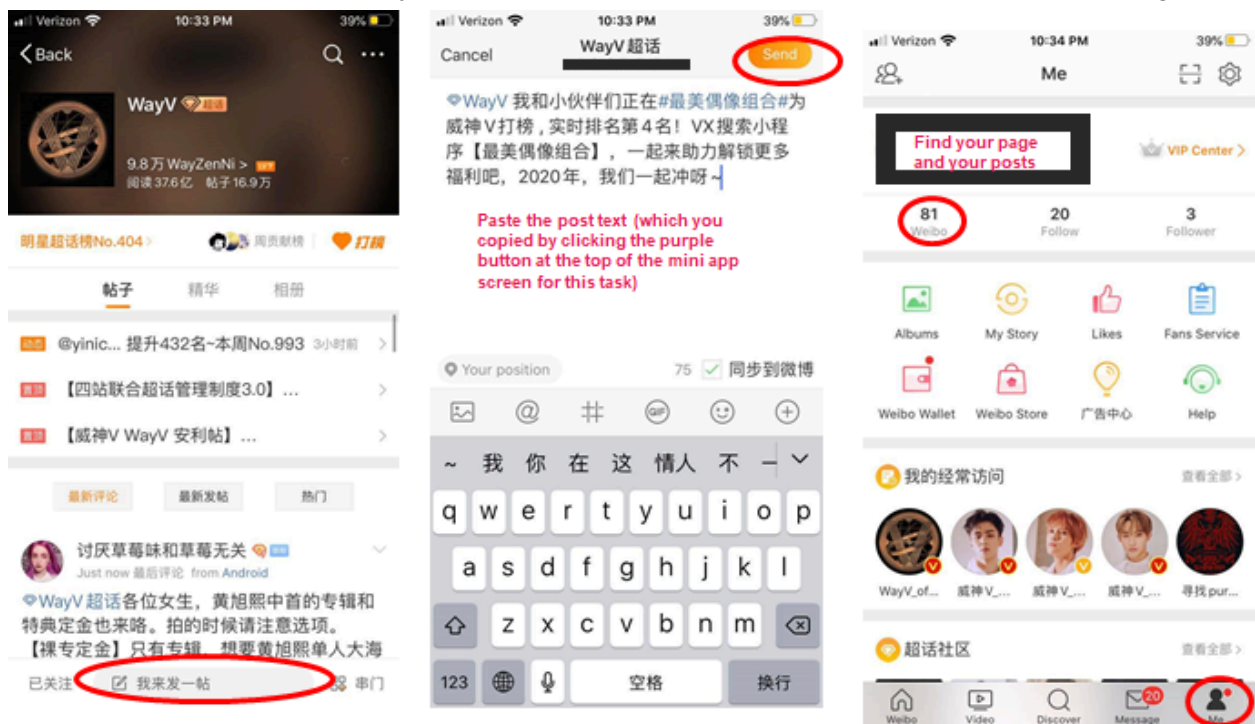
Step 9: Post in Weibo supertopic

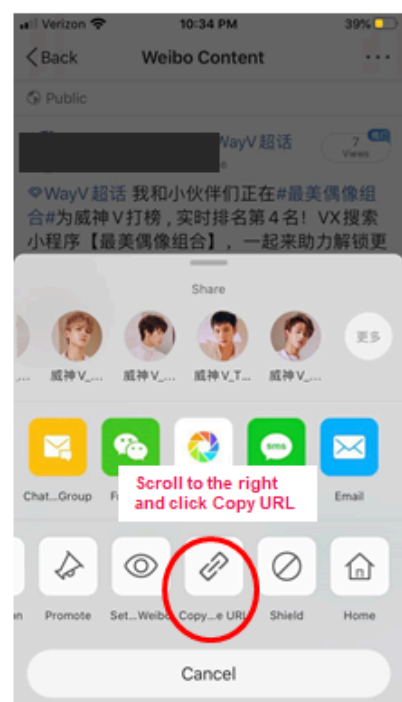
(Even if you don't do this one, be sure to go to Step 10 to see how to vote!)

Gain 1000 hearts by posting in the Weibo supertopic for WayV. You click on the task, click the button at the top to copy the text for the post, then go to Weibo and find the WayV supertopic (WayV超话). Use the text box at the bottom to post. Then, go to your profile and your recent posts, select this post, and copy the link and paste that link back into the WeChat mini program to collect the hearts!



Post in the supertopic and copy the link to the post, to paste back in the WeChat mini program.





Step 10: Voting! Click on the orange button on the right, which will lead you to a pop up at the bottom. Insert the number of hearts that you want to contribute, then click the button circled in red, and you are done for the day!

