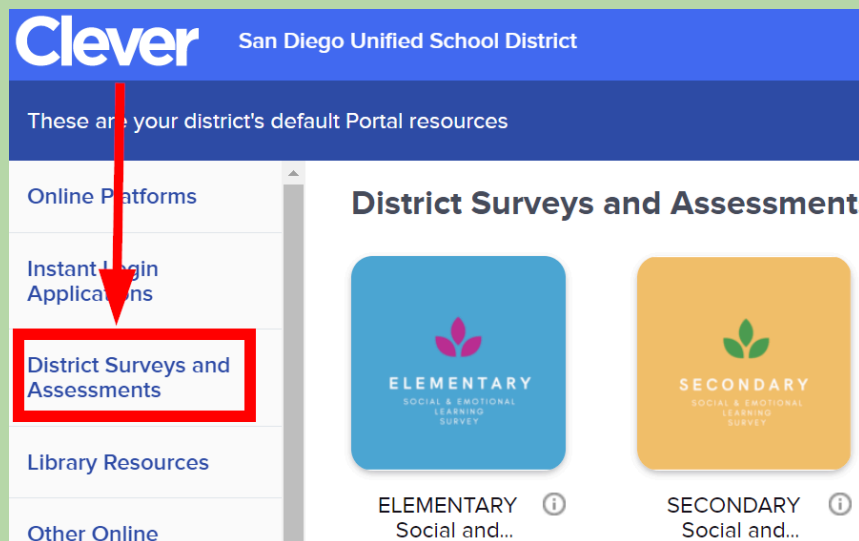



FOR STUDENTS WITH **CLEVER** ACCESS


GRADES 4-12 STUDENT INSTRUCTIONS FOR FOR TAKING THE CORE SEL SURVEY VIA **CLEVER**




- ❑ Open **Clever**
- ❑ Click on **Portal** (top right by your name)
- ❑ Click on **District Surveys and Assessments**



- ❑ **GRADES 4-5:** Click on the **ELEMENTARY CORE SEL SURVEY** icon



- ❑ **GRADES 6-12:** Click on the **SECONDARY CORE SEL SURVEY** icon




Student Login

Access Code

Next

- ❑ Enter your **Student ID**
- ❑ Click **Next**



☐

Assessment Details:
**CORE SEL (Social-Emotional) Student Survey - Elementary Fall 2020-21

Student Details:
[Redacted]

Confirm

← Go Back

- ❑ Notice the the green box on the left. Check your screen. Make sure it says:
 - ❑ **Elementary** if you are in Grades 4 or 5
 - ❑ **Secondary** if you are in Grades 6-12
- ❑ If *correct*, click **Confirm**
- ❑ If *incorrect*, repeat the steps from the beginning of this document

1

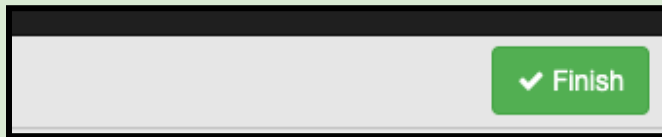
2

▶ Begin Test

Due Date: [Redacted]

Questions: 35

1. Make sure you see your name here. If not, repeat the steps from the beginning of this document.
2. Click on **Begin Test**



- ❏ **Be sure to click the **Finish** button after you review your test and answer any questions you may have skipped!** If you don't click Finish, your teacher will not see your results for the survey.