



Professor Oak's Challenge

DISCLAIMER / NOTES

- I **highlighted** each version's difference in the color that closely resembles its game. **Let's Go, Pikachu! is Yellow** and **Let's Go, Eevee! is Brown**.
- **This guide's totals count Alolan forms as well** so they will not match your dex total. I decided to include the Alolan Forms because they didn't add too much time and I consider them different Pokémon. The dex does not consider them different Pokémon, but the total caught numbers in this guide do. *If you don't want to collect them, then just ignore those lines.*
- **At the end of each section is a list of all the Pokémon you need to get** in the section as well so you can create your own route or double check with that list if you would like to.
- **Neither version is harder than the other**, but **LGE** starts off with one more Pokémon because of the starter Eevee and Pikachu being found in Viridian Forest. You will catch Eevee later on so it doesn't affect the end total.
- This series of games introduces a new mechanic to catching Pokémon: **Catch Combos**. **Catch combos** are used in this challenge to generate enough money to not run out of Pokéballs, which are required to level up your Pokémon if you run out of trainers to fight, since wild encounters can not be fought but only caught. They also boost the gained EXP, the higher the combo gets, which eases leveling your Pokémon.

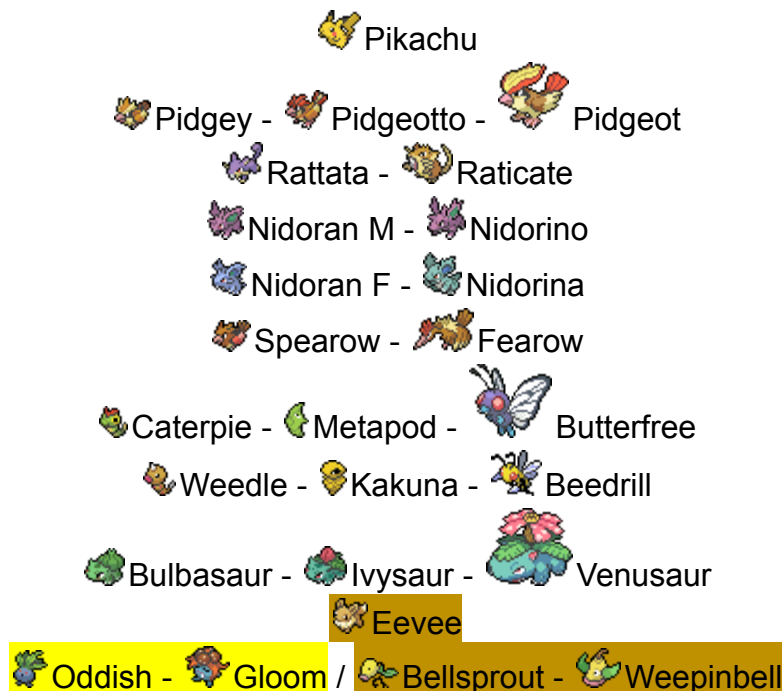
Alright, with that out of the way, let's get into it.

✨ Section 1: Before Brock ✨

1. Obtain **Pikachu/Eevee**
2. Route 22: **Nidoran F, Nidoran M, Spearow**



3. Viridian Forest: **Caterpie, Metapod, Butterfree (1%, or evolve Metapod), Weedle, Kakuna, Beedrill (1%, or evolve Kakuna), Pikachu (x2), Bulbasaur**
4. Route 2: **Pidgey, Rattata x2, Oddish/Bellsprout**
5. Level up and evolve in Viridian Forest (Catch Combo any of Pikachu, Kakuna or Metapod)
 - a. Level:
 - Pidgey -Lv.18-> **Pidgeotto** -Lv.36-> **Pidgeot**
 - Rattata -Lv.20-> **Raticate**
 - Nidoran M -Lv.16-> **Nidorino**
 - Nidoran F -Lv.16-> **Nidorina**
 - Spearow -Lv.20-> **Fearow**
 - Metapod -Lv.10-> **Butterfree** (if you didn't catch it)
 - Kakuna -Lv.10-> **Beedrill** (if you didn't catch it)
 - Oddish -Lv.21-> Gloom**
 - Bellsprout -Lv.21-> Weepinbell**
 - Bulbasaur -Lv.16-> **Ivysaur** -Lv.32-> **Venusaur**
 - b. Get additional candies by sending caught Combo Pokémon to Prof. Oak
 - c. Sell the Candies from the Catch Combo to get more money for more Pokéballs
 - d. Pewter City: Get Big Pearl from Slowpoke trainer left to the Museum for extra money

Pokémon Obtained



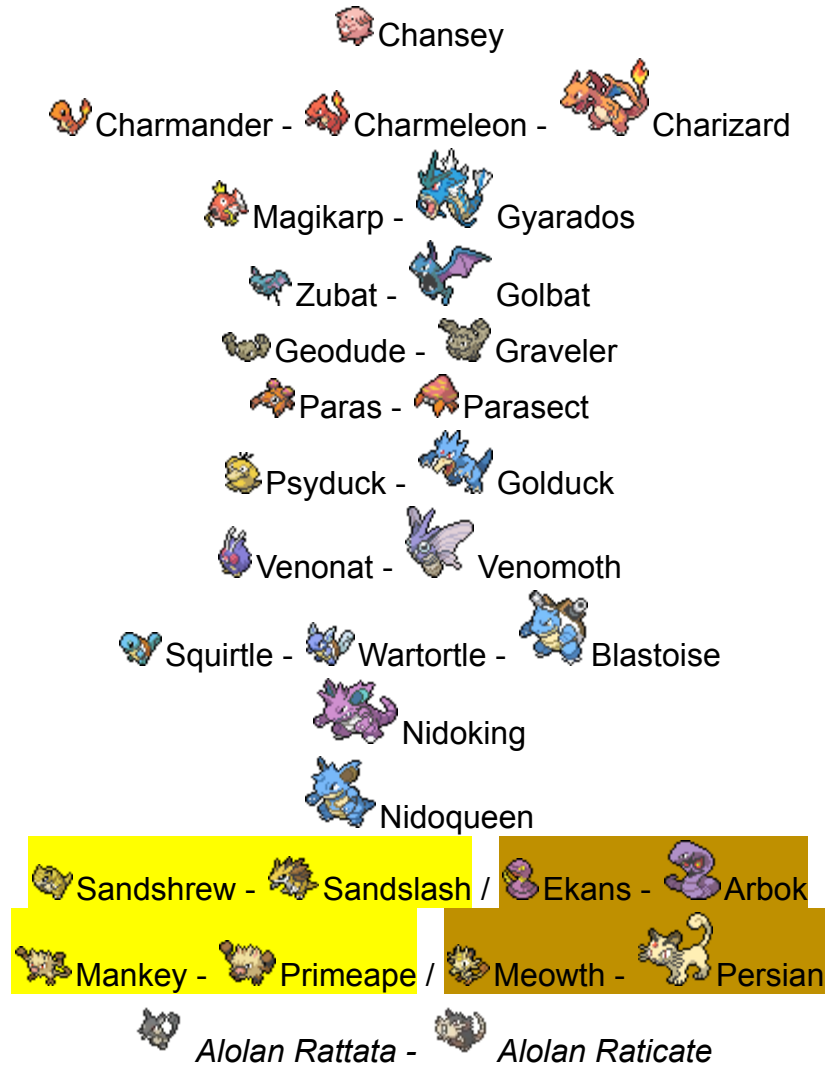
Pokédex: 23+1 Caught

✨ Section 2: Before Misty ✨

1. Beat Brock and get your first Badge
2. Route 3: **Charmander**, **Sandshrew (x2)**, **Mankey/Ekans**, **Magikarp** (PokéCenter, P\$ 500)
3. Mt. Moon:
 - a. **Geodude (x2)**, **Zubat**, **Paras**, **Onix**, **Clefairy**
 - b. Floor B2F: **Clefable**, **Chansey**
 - c. Pick up 2 Moon Stones in the Side Areas
 - d. Pick up either of the two Fossils
4. *Cerulean City: Trade Rattata for **Alolan Rattata** (PokéCenter)*
5. Route 24/25: **Squirtle**, **Venonat**, **Psyduck**, **Meowth x5** (requirement for **Arcanine**)
6. Level up and evolve on Route 25 (Catch Combo any of Psyduck, **Meowth** or **Oddish/Bellsprout** for most EXP)
 - a. Level:
 - Charmander -Lv.16-> **Charmeleon** -Lv.36-> **Charizard**
 - Magikarp -Lv.20-> **Gyarados**
 - Zubat -Lv.22-> **Golbat**
 - Geodude -Lv.25-> **Graveler**
 - Paras -Lv.24-> **Parasect**
 - Psyduck -Lv.33-> **Golduck**
 - Venonat -Lv.31-> **Venomoth**
 - Squirtle -Lv.16-> **Wartortle** -Lv.36-> **Blastoise**
 - Sandshrew -Lv.22-> Sandslash**
 - Mankey -Lv.28-> Primeape**
 - Ekans -Lv.22-> Arbok**
 - Meowth -Lv.28-> Persian**
 - Alolan Rattata -Lv.20 at Night-> Alolan Raticate*
 - b. Special:
 - Nidorino -  Moon Stone-> **Nidoking**
 - Nidorina -  Moon Stone-> **Nidoqueen**

Pokémon Obtained





 **Pokédex: 51+1 Caught**










Count: 53+1 Pokémon

✨ Section 3: Before Lt. Surge (The Bulk of the Work) ✨

1. Beat Misty and get your second Badge
2. Route 5: **Jigglypuff, Abra, Vulpix, Growlithe x5** (requirement for **Persian**)
3. Vermillion City:
 - a. Trade Geodude for **Alolan Geodude** (PokéCenter)
 - b. Obtain **Persian/Arcanine** (Behind Gym from Lady on Bench)
4. Diglett Cave: **Diglett, Dugtrio**

5. Route 11: **Mr Mime, Drowzee**
6. S.S. Anne:
 - a. Obtain Secret Technique: Chop Down (Cut)
7. Route 10: **Krabby**
8. Rock Tunnel*: **Rhyhorn, Kangaskhan, Machop**
 (Cubone can be caught later at a much higher level)
 * It's gonna be dark, because you don't have access to Secret Technique:
 Light Up (Flash) yet
9. Lavender Town:
 - a. *Trade Diglett for **Alolan Diglett** (PokéCenter)*
 - b. Pokémon Tower: Approach the ghost to advance the story
10. Route 8: **Arcanine/Ninetales**
11. Celadon City:
 - a. *Trade Sandshrew for **Alolan Sandshrew** (PokéCenter)*
 - b. *Trade Vulpix for **Alolan Vulpix** (PokéCenter)*
 - c. Get Tea from Brock in the West
 - d. Celadon Department Store (4F): Buy...
 - 2 Fire Stone
 - 2 Thunder Stone
 - 3 Water Stone
 - 2 Leaf Stone
 - 1 Ice Stone
 - e. Team Rocket Hideout: Obtain Silph Scope
 - f. Obtain Secret Technique: Sky Dash (Fly)
12. Lavender Town: Give Tea to Guard at Saffron City Gate
13. Pokémon Tower: **Ghastly, Haunter, Cubone**
 - a. Obtain PokéFlute
14. Route 16: **Snorlax**
15. Pokémon Road: **Doduo, Dodrio, Ponyta, Rapidash, Eevee x3**
16. Fuchsia City:
 - a. *Trade Marowak for **Alolan Marowak** (PokéCenter)*
 - b. Obtain Secret Technique: Sea Skim (Surf)
 (Man next to the Lapras on the left of the Safari Zone)
 - c. Go South, Get Teeth
 - d. Obtain Secret Technique: Strong Push (Strength)
 (Give Teeth to the man in the house right to the PokéCenter)
17. Route 6 (Water): **Goldeen, Seaking**
18. Pewter City (Museum Side Entrance): Obtain Old Amber
19. Route 2 (South of Diglett Cave):
 - a. Obtain Secret Technique: Light Up (Flash)
 (from Oak's Assistant in his house)
20. Route 22 (Water): **Poliwag, Poliwhirl**
21. Route 15, 14: **Tauros, Scyther/Pinsir**
22. Route 13, 12:
 - a. Grass: **Farfetch'd, Kingler**

- b. Water: **Tentacool, Tentacruel, Horsea, Seadra**
- 23. Route 10 (Water): **Dratini, Dragonair** (1% spawn, or evolve Dratini)
- 24. Power Plant: **Magnemite, Magneton, Voltorb, Electrode, Electabuzz, Grimer/Koffing, Muk/Weezing, Zapdos** (keep half of the Ultra Balls for Articuno)
- 25. Saffron City:
 - a. *Trade Raichu for **Alolan Raichu** (PokéCenter)*
 - b. Silph Co.: **Lapras** (6F)
Advance Plot, get Master Ball
 - c. **Porygon** (from Man outside the PokéCenter)
 - d. Dojo: **Hitmonlee/Hitmonchan**
 - e. Grab the moon stone from the building in the top left of the city, first floor behind the little girl's bed
- 26. Route 21:
 - a. Grass: **Tangela**
 - b. Water: **Staryu, Starmie**
- 27. Cinnabar Island:
 - a. *Trade Grimer for **Alolan Grimer** (PokéCenter)*
 - b. *Trade Meowth for **Alolan Meowth** (PokéCenter)*
 - c. Restore **Kabuto/Omanyte** and **Aerodactyl** (Lab)
- 28. Mansion: **Magmar, Ditto**
 - a. Key to the Gym
- 29. Seafoam Island:
 - a. Land: **Jynx, Slowpoke, Slowbro, Seel, Dewgong**
 - b. Water: **Shellder, Cloyster**
 - c. **Articuno**
- 30. Level up and evolve in Pokémon Mansion (Catch Combo anything and occasionally catch a Chansey in Pokémon Mansion up the first stairs to the 3rd floor under the table for most EXP).
At this point you can also use all Rare Candies you picked up until now for the last few levels on Dragonair (or Rhyhorn).
 - a. Level:
 - Abra -Lv.16-> **Kadabra**
 - Drowzee -Lv.26-> **Hypno**
 - Rhyhorn -Lv.42-> **Rhydon**
 - Cubone -Lv.28-> **Marowak**
 - Machop -Lv.28-> **Machoke**
 - (Dratini -Lv.30->) Dragonair -Lv.55-> **Dragonite**
 - Kabuto -Lv.40-> **Kabutops** / Omanyte -Lv.40-> **Omastar**
 - Alolan Geodude -Lv.25-> **Alolan Graveler***
 - Alolan Diglett -Lv.26-> **Alolan Dugtrio***
 - Alolan Grimer -Lv.38-> **Alolan Muk***
 - Alolan Meowth -Lv.35-> **Alolan Persian***
 - b. Special:

Eevee -  Fire Stone-> **Flareon**
 Jigglypuff -  Moon Stone-> **Wigglytuff**
 Eevee -  Thunder Stone-> **Jolteon**
 Pikachu -  Thunder Stone-> **Raichu** (*you need it in Saffron City already*)
 Eevee -  Water Stone-> **Vaporeon**
 Poliwhirl -  Water Stone-> **Poliwrath**
 Gloom -  Leaf Stone-> **Vileplume**
 Alolan Sandshrew -  Ice Stone-> **Alolan Sandslash**
 Weepinbell -  Leaf Stone-> **Victreebel**
 Alolan Vulpix -  Ice Stone-> **Alolan Ninetales**

Pokémon Obtained

 Abra -  Kadabra
 Jigglypuff -  Wigglytuff
 Diglett -  Dugtrio
 Mr. Mime
 Drowzee -  Hypno
 Krabby -  Kingler
 Rhyhorn -  Rhydon
 Cubone -  Marowak
 Machop -  Machoke
 Kangaskhan
 Gastly -  Haunter
 Porygon
 Snorlax

 Ponyta -  Rapidash

 Doduo -  Dodrio

 Goldeen -  Seaking

 Poliwag -  Poliwhirl -  Poliwrath

 Tangela

 Tauros



 Farfetch'd

 Tentacool -  Tentacruel

 Horsea -  Seadra

 Dratini -  Dragonair -  Dragonite

 Voltorb -  Electrode

 Magnemite -  Magnetron

 Electabuzz

 Zapdos

 Staryu -  Starmie

 Aerodactyl

 Kabuto -  Kabutops /  Omanyte -  Omastar

 Magmar

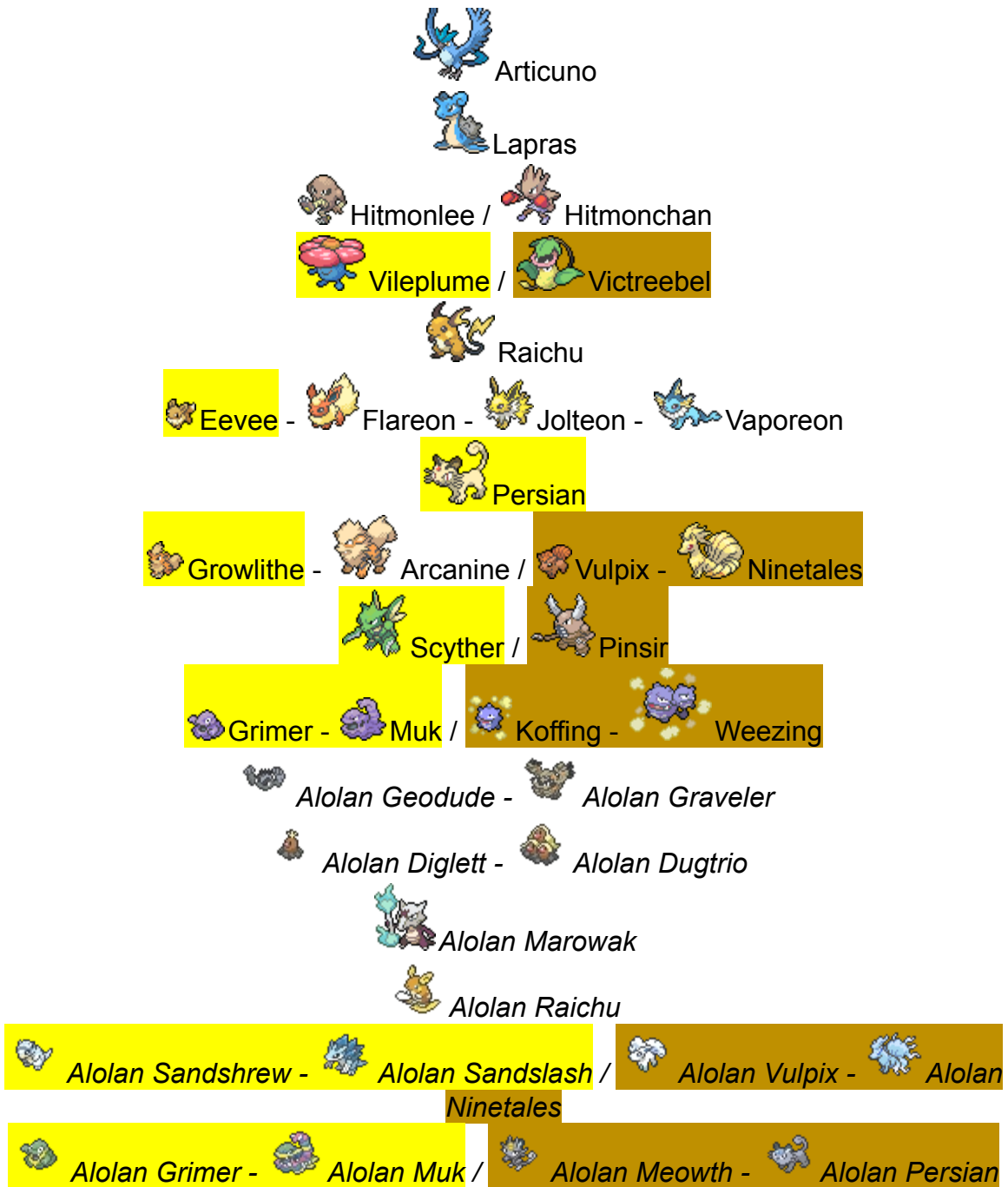
 Ditto


 Jynx

 Seel -  Dewgong

 Slowpoke -  Slowbro

 Shellder -  Cloyster



 **Pokédex: 127 Caught**

Count: 139 Pokémon

✨ Section 4: Before Blaine ✨

1. Beat Lt. Surge and get the third badge


2. Beat Erika and get the fourth badge
3. Beat Koga and get the fifth badge
4. Beat Sabrina and get the sixth badge
5. Route 23: **Exeggcute**
6. Evolve:

a. Special:

Exeggcute -  Leaf Stone-> **Exeggutor**

Pokémon Obtained

 Exeggcute -  Exeggutor



 **Pokédex: 129 Caught**

Count: 141 Pokémon

✨ Section 5: Before the Elite Four ✨

1. Beat Blaine and get the seventh badge
2. Beat Giovanni and get the eighth badge
3. Victory Road: **Hitmonlee (2F)/Hitmonchan (3F)** (whichever you're missing), **Moltres**
4. *Indigo Plateau: Trade Exeggutor for **Alolan Exeggutor** (PokéCenter)*

Pokémon Obtained

 Hitmonlee /  Hitmonchan
 Moltres
 *Alolan Exeggutor*

▣ Pokédex: 131 Caught

Count: 144 Pokemon

✨ Section 6: Post-Game ✨

1. Beat the Elite Four and Champion
2. Cerulean Cave: **Lickitung, Mewtwo**
 - a. Second Floor: Grab the other Fossil you're missing at the crystal in the middle (Chance, respawn every ~10 minutes), then resurrect it on Cinnabar Island into **Kabuto/Omanyte**
3. Level up and evolve everything that's left (Catch Combo anything and occasionally catch Chansey in the Mansion again for most EXP)
 - a. Level:
Kabuto -Lv.40-> **Kabutops** / Omanyte -Lv.40-> **Omastar**

Pokémon Obtained



▣ Final Pokédex: 135 Caught

Final Count: 148 Pokémon

Bonus Section: Pokémon Impossible to Get

Not available in **Let's Go, Eevee!**

Sandshrew - Sandslash
Alolan Sandshrew - Alolan Sandslash
Oddish - Gloom - Vileplume
Mankey - Primeape
Growlithe
Grimer - Muk
Alolan Grimer - Alolan Muk
Scyther

Not available in **Let's Go, Pikachu!**

Ekans - Arbok
Vulpix - Ninetales
Alolan Vulpix - Alolan Ninetales
Meowth
Alolan Meowth - Alolan Persian
Bellsprout - Weepinbell - Victreebel
Koffing - Weezing
Pinsir

Not available in either game

Golem
Alolan Golem
Alakazam
Machop
Gengar
Mew
Meltan
Melmetal

Total unavailable in one game: 23 Pokémon

Credits

Thank you so much for reading this guide. I hope this at least made your challenge more bearable even though Section 3 had about 80 or so Pokémon. These are probably the easiest games to run through though.

Original Author Credits: [u/SingingShyGuy](#) ([Original Document](#))

Condensed, extended and formatting: [u/Scythic](#)

Reddit: [r/ProfessorOak](#)