

## Lesson Plan (6 form)

**Subject:** My Motherland. Some facts about Ukraine.

**Aim:** to teach and practise new vocabulary items to the topic, to develop students' reading, listening and speaking skills, to increase imagination, to teach students some basic information about their Motherland, to foster love and pride for Ukraine.

**Objectives:** by the end of the lesson students will be able to read about Ukraine, use new phrases to answer questions about their homeland, and complete a fact file about Ukraine.

**Outcomes:** by the end of the lesson students will be able to point out a few important facts about Ukraine, give a one-minute talk to the class about Ukraine.

**Audio-visual aids:** pictures, information fact-file, wordlist,  
Cultural Crossroads 2(Express Publishing)

### The Procedure of the Lesson

**Preliminaries:** (1minute) Good morning dear students! Nice to see you! How are you doing today? (e.g.) Personally I'm as fresh as a daisy/ like a dog with two tails/ full of beans/in the seventh heaven today as it's English class now and I like my English lessons a lot!

**Warm-up:** (3 minutes) Look at the pictures on the board and say what you think we'll be talking about in our class today. Say what makes you think so.



(e.g.) -I can see a heart of blue and yellow so I believe we'll learn to talk about Ukraine.

(e.g.) -I see a girl wearing traditional Ukrainian clothes that's why I think we'll learn more about Ukrainians.

(e.g.) -I can see a banknote of Ukraine so we can talk about famous people of Ukraine.

You are quite right about your suggestions and I hope we all are proud to be Ukrainians who will learn today how to speak about our Motherland to foreigners. So let's begin.

**Checking the Homework:** (8 minutes) For your home task you were supposed to make 5 sentences to describe the picture on page 22.



(e.g. In the picture I can see a beautiful Ukrainian girl wearing traditional Ukrainian clothes. She looks happy because she's smiling friendly. I believe she is somewhere near the river or lake. Moreover there are sunflowers next to her. It's summer because there are many green trees around her. She must be proud to live in Ukraine.)

Well-done, thank you! Your picture description appeals to me much!

**New Material Presentation: (25 minutes)** At our lesson today we'll learn to read and talk about our homeland but first of all we'll practise new phrases to make the process easier.

**1) New Vocabulary presentation, (p 23) .**

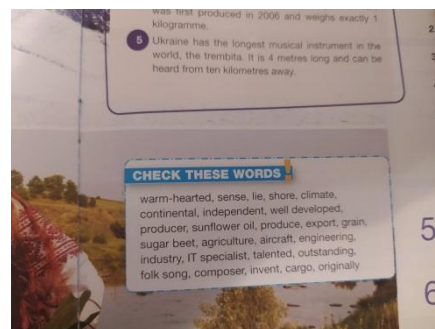
Listen and repeat after me/in chorus /individually.

Choose any 2 in the list and make up a sentence of your own. Read them aloud.

(e.g. There are many talented IT specialists in Ukraine.

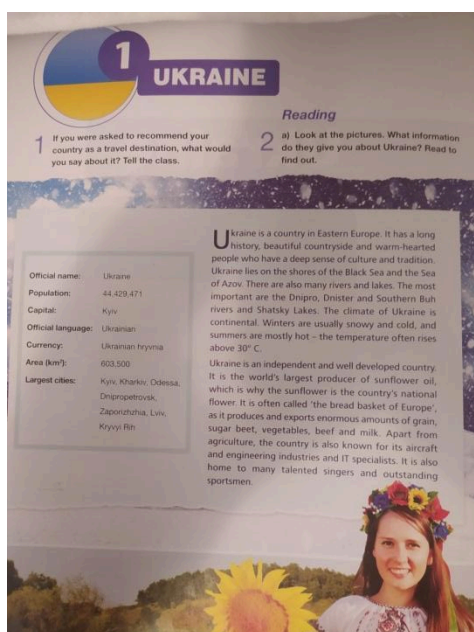
Ukraine is an independent and well-developed country.

Ukrainians produce and export sunflower oil and grain to foreign countries)



**2) Listening and reading. After-reading activity, p.22-23.**

Listen to the speaker and follow.



Read the first paragraph of the text and answer my questions:

1. Where is Ukraine located?
2. What are Ukrainians like?
3. Are there any rivers, lakes or seas in Ukraine? What are they?
4. What makes Ukrainian winters different from its summers?

Read the second paragraph of the text and say 1 thing about Ukraine you remember.

e.g. Ukraine is the breadbasket of Europe.

Ukraine is rich in vegetables, grain and sunflower oil.

Many talented people live in Ukraine.

**3) After-reading activities.p.23**

-Read the sentences in Ex 2b and choose the correct word. Find a sentence in the text to support your choice.

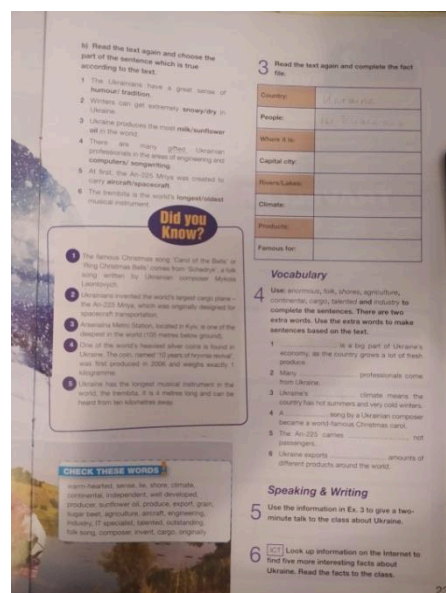
-Use the words in the list, to complete the sentences (Ex 4 p.23).Use the words which are extra in the sentences of your own.

(e.g. I often visit the Black Sea shore with my family in summer.

Ukrainian industry is very large and well developed.

-Look through the text and complete the fact file with the information from the text. Take your time to do the task.

Use the table to tell your classmates about your country.



Country	Ukraine
People	Ukrainians
What it is	Country
Capital city	Kyiv
Other Cities	Kharkiv, Odessa, Dnipropetrovsk, Zaporizhzhia, Lviv, Kyyyi Riv
Climate	
Products	
Famous for	

**Consolidation:** (5minutes): -Today I've learnt ....( new words and phrases to talk about Ukraine)  
-Now I can .... ( explain why Ukraine is worth visiting, recommend Ukraine for tourists to visit)  
- I'd also like to .....( watch another documentary about Ukraine, make a poster with Ukraine's most famous sights and landmarks)

**Setting the Hometask** (2minutes): The lesson is coming to the end. That's why you're to open your daybooks and write down your home assignment for our next class.

1. Learn new word combinations from the 'check these words' box, p 23
2. Look up information on the Internet to find 5 interesting facts about Ukraine/Read 5 interesting facts about Ukraine in the book.

**Evaluation** (1minute): Thanks for your hard work and fruitful cooperation during the lesson. Take care and see you soon.