

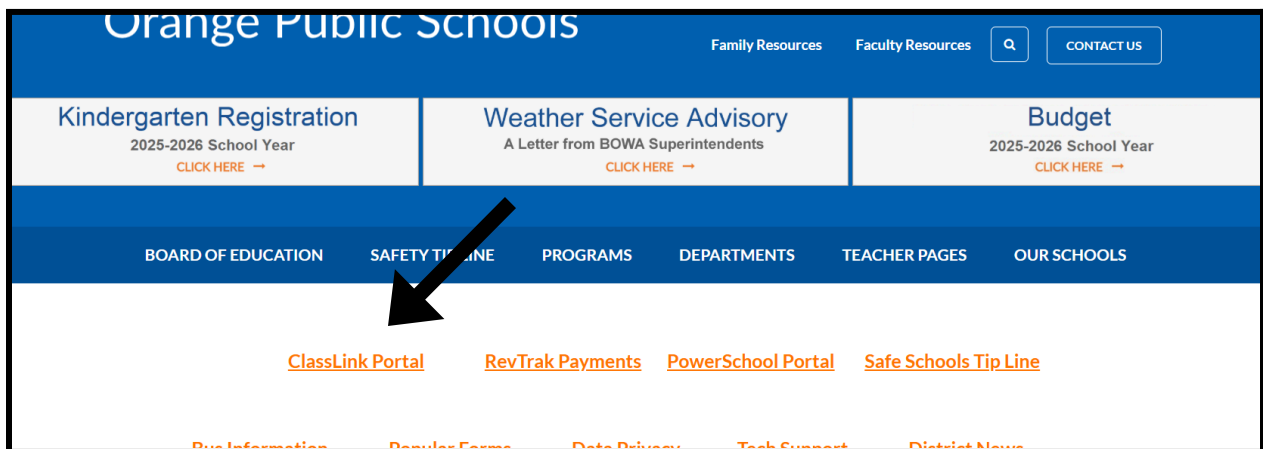


Tips for using Classlink to access District Learning Apps at Home

1. Open a new tab in your computer/tablet's Chrome  or Firefox  browser
2. Type <https://www.oess.org/> (Orange Elementary School System)
3. Click on FAMILY RESOURCES at the top of the page



4. Click CLASSLINK PORTAL



5. Enter the student ID and password (Printed and taped inside your student's red folder)
Username: firstlast (all lowercase, no space)
Password: XXxxxx## (2 letters, 4-digit number, ##)
6. Classlink will display apps that will auto log-in when each app is opened.

Note: Your child must be signed into Google with his or her own Google account. Click on the round circle at the top right to see who is logged into Google. You may need to sign out off all other accounts and select or add your child's school account

E-mail format example: susansmith@orange-ed.org

The password is the same one used for Classlink, printed in the red folder

If you have any other difficulties, you can always contact Orange Tech Support at techsupport@orange-ed.org

Here are some great apps to access at-home with your 3rd grader:

	<p>Lexia Core 5</p>	<p>Reading, Word Word, and Spelling practice</p>
	<p>el (looks like Chik-fil-a logo)</p>	<p><u>Reflex Math</u> fact practice</p>  <p>Goal: 4-5 “Green light days” per week</p>
	<p>iReady</p>	<p>Students access MyPath to work on individualized math skill work</p> <p>Goal: 30 minutes per week</p>
	<p>Greg Tang Games</p>	<p>Kakooma, Numtanga, Numskill, Espresso, Satisfraction and more!</p>
	<p>typing.com</p>	<p>Keyboarding practice</p>