
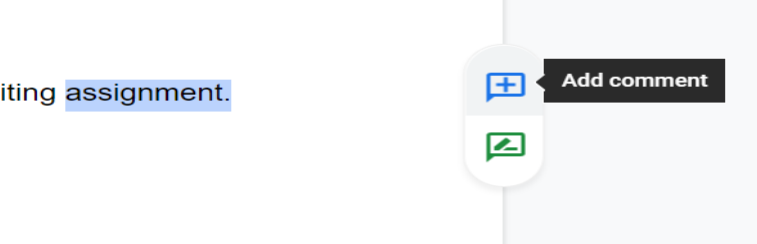

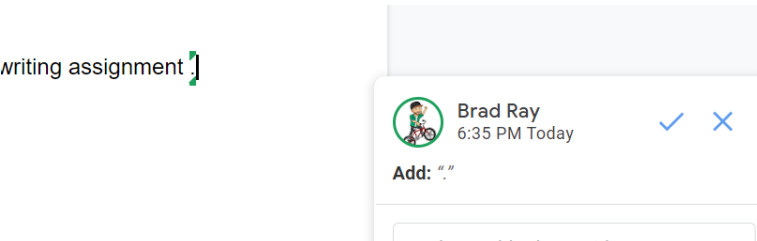
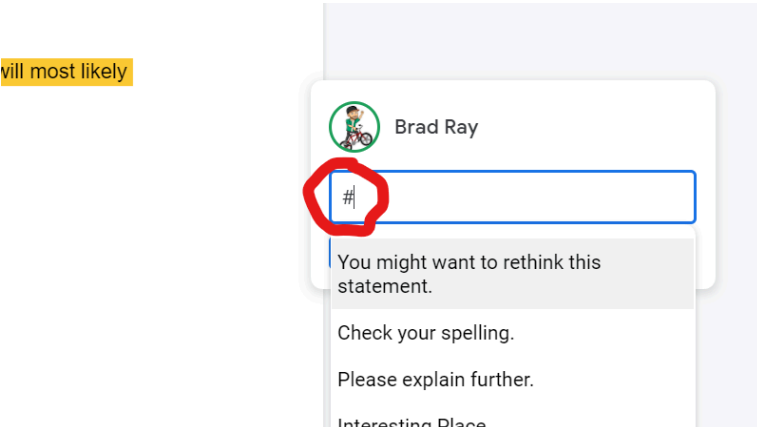




## Comments/Suggestions In Google Documents

These are a few Tools to use as a commenter in a Google Doc.

- To insert any of the Tools first highlight the text you wish to advise.

|  |  |
|--|--|
| <p><b>Make a Comment</b> = make a side comment about a specific point in the document. Can only access in Edit mode. To comment highlight a piece of text and click the  <b>Add comment</b></p> |    |
| <p><b>Make a Suggestion</b> = This gives the owner the option to accept (✓), or reject (✗) the suggestion. To Suggest highlight text and click </p>   |   |
| <p><b>Add a Comment from (comment bank).</b> = A comment bank has to be created, but once created it can be very helpful. Can only access in Edit mode. Insert # and you now have access to your pre-created bank. <i>Only available in G-Classroom!!</i></p>                    |  |