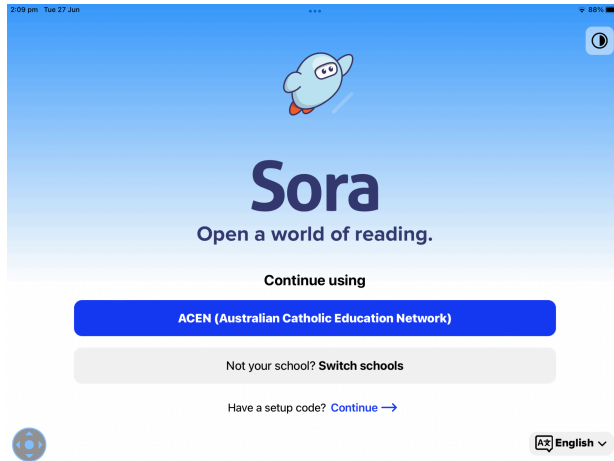


HOW TO USE SORA - THE DIGITAL LIBRARY 2024

1. Open the SORA app or go to the SORA website if you're on a laptop.
2. Two options - use the setup code or search for the ACEN library



The setup code is - **cenetau**

Do you have a setup code?

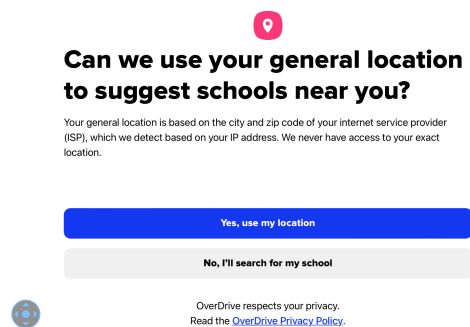
Enter the code provided to you below.

cenetau

×

Continue

3. If you search for the school - click on 'No, I'll search for my school'



4. Type in ACEN then click on the name when it appears.

Let's find your school.

Matching schools

ACEN (Australian Catholic Education Network)

ACEN (Australian Catholic Education Network)

Wollongong, New South Wales, Australia

and 6 others



Want more information, or don't see your school?
Learn more about Sora at overdrive.com/apps/sora.

5. Choose the ACEN library

Showing 7 schools

ACEN (Australian Catholic Education Network)

ACEN (Australian Catholic Education Network)

Holy Saviour Primary School - Greenacre

Mary Mackillop College

Merici College



St Maroun's College Library - Dulwich Hill

6. Students will be prompted to then sign in with their school username and password.
Primary students will receive this from their classroom teacher.

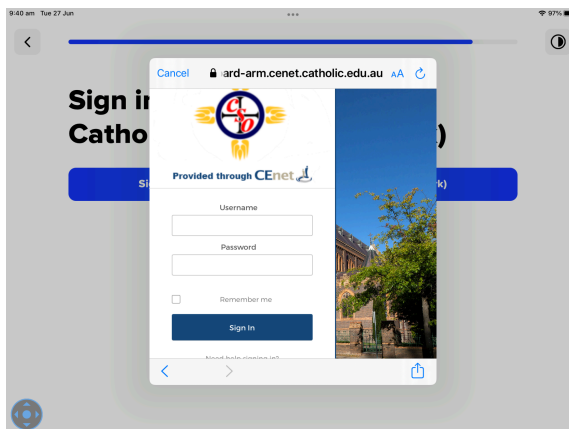
Sign into ACEN (Australian Catholic Education Network)

Sign in using ACEN (Australian Catholic Education Network)

7. Select Armidale from the Diocese drop down box.



8. Enter in your username and password.



To watch a video of how to search, borrow and read books on SORA, click [here](#).