
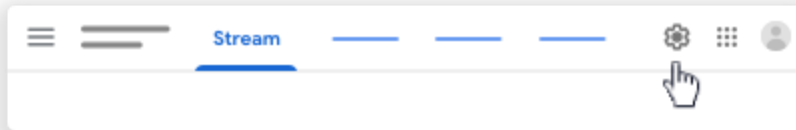
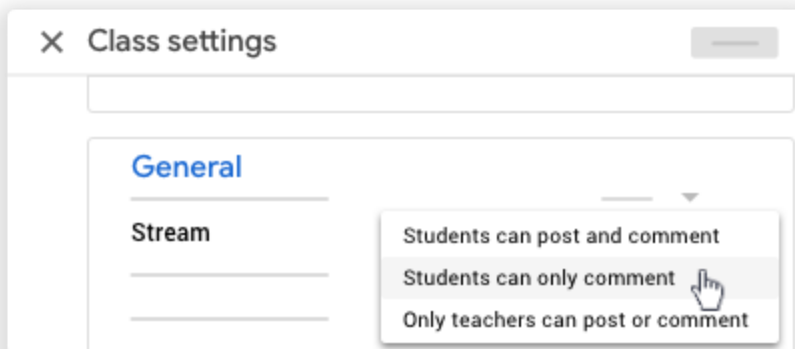


Google Classroom: Control Who Can Post on the Stream Page

1. Go to classroom.google.com.
2. Click the class > Settings 



3. Under General, next to Stream, click Students can post and comment > choose a permission:
Students can post and comment—This option is the default. Students can post to the Stream page and comment on any item.
Students can only comment—Students can comment on an existing post, but can't create a post.
Only teachers can post or comment—Students can't post or comment on the Stream page. This option mutes all students.



4. To save your selection and return to the Stream page, in the top-right corner, **click save**

