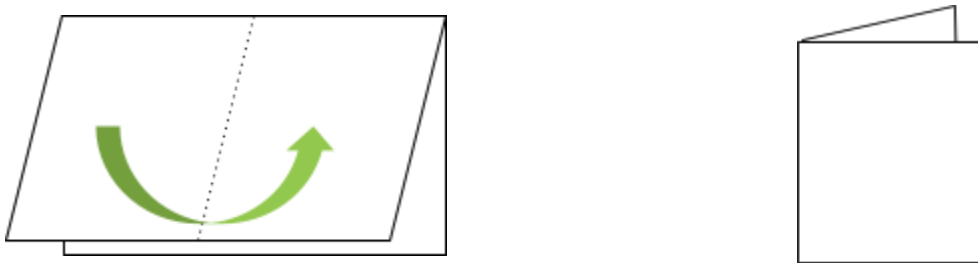



## Folded Frayer Model Directions

Hold a sheet of 8 ½ x 11 inch paper like a portrait. Then fold the sheet in half horizontally.

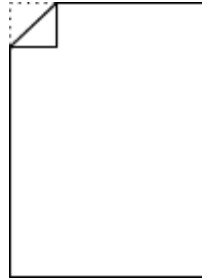


Now fold the paper in half vertically to create 4 sections if you open it up.






On the corner where the folds meet, fold a right triangle with the bottom edge of the triangle parallel to the bottom edge of the paper.



Now open the paper flat, put the word in the center diamond, and label the four sections like they are on a regular Frayer Model.

Definition	Characteristics
	
Examples	Non- examples