




Grades K-5

Monday	Tuesday																					
<p><i>Animal Scavenger Hunt</i></p> <p>Spend some time outside. Look for animals (or bugs/insects) of different colors, patterns, textures, and sizes. Take a picture, make a list or do a quick sketch of what you find. Use the checklist below or make your own.</p> <table><tr><th>Colors</th><th>Textures</th><th>Sizes</th></tr><tr><td><input type="checkbox"/> Green</td><td><input type="checkbox"/> Soft</td><td><input type="checkbox"/> Tiny</td></tr><tr><td><input type="checkbox"/> Black</td><td><input type="checkbox"/> Fluffy</td><td><input type="checkbox"/> Small</td></tr><tr><td><input type="checkbox"/> Brown</td><td><input type="checkbox"/> Smooth</td><td><input type="checkbox"/> Medium</td></tr><tr><td><input type="checkbox"/> White</td><td><input type="checkbox"/> Slimy</td><td><input type="checkbox"/> Large</td></tr><tr><td><input type="checkbox"/> Gray</td><td><input type="checkbox"/> Rough</td><td><input type="checkbox"/> Huge</td></tr><tr><td><input type="checkbox"/> Colorful</td><td><input type="checkbox"/> Shiny</td><td></td></tr></table>	Colors	Textures	Sizes	<input type="checkbox"/> Green	<input type="checkbox"/> Soft	<input type="checkbox"/> Tiny	<input type="checkbox"/> Black	<input type="checkbox"/> Fluffy	<input type="checkbox"/> Small	<input type="checkbox"/> Brown	<input type="checkbox"/> Smooth	<input type="checkbox"/> Medium	<input type="checkbox"/> White	<input type="checkbox"/> Slimy	<input type="checkbox"/> Large	<input type="checkbox"/> Gray	<input type="checkbox"/> Rough	<input type="checkbox"/> Huge	<input type="checkbox"/> Colorful	<input type="checkbox"/> Shiny		<p><i>Be an animal!</i></p> <p>Choose an animal to become. Think about how the animal looks and moves.</p> <p>Find and use clothing and/or other items you have at home or in nature to design an animal costume- a scarf for a tail, a jacket as fur, etc.</p> <p>Want a mask? Links HERE or HERE</p> <p>Put your body in the shape of the animal - a cat ready to pounce, a bird flying... and then be still like a statue. You are a living sculpture! Take a picture so you have a record. Take turns being different animals. You can even turn it into a game of charades and let your family guess what you are!</p>
Colors	Textures	Sizes																				
<input type="checkbox"/> Green	<input type="checkbox"/> Soft	<input type="checkbox"/> Tiny																				
<input type="checkbox"/> Black	<input type="checkbox"/> Fluffy	<input type="checkbox"/> Small																				
<input type="checkbox"/> Brown	<input type="checkbox"/> Smooth	<input type="checkbox"/> Medium																				
<input type="checkbox"/> White	<input type="checkbox"/> Slimy	<input type="checkbox"/> Large																				
<input type="checkbox"/> Gray	<input type="checkbox"/> Rough	<input type="checkbox"/> Huge																				
<input type="checkbox"/> Colorful	<input type="checkbox"/> Shiny																					

Wednesday	Thursday	Friday
<p><i>Build an Animal!</i></p> <p>Make a 3-dimensional model of an animal of your choice. Use materials you have at home like legos, aluminum foil, wire, or homemade clay (Recipe).</p>  <p>For a challenge try:</p> <ul style="list-style-type: none"> • Making more than one animal • Making your animal look like it is in motion • Making it bigger or smaller • Draw your finished sculpture 	<p><i>Zoom In</i></p> <p>Imagine you have a microscope and can get right up close to a part of an animal - maybe all you can see is the pattern on their fur or the nostril of their nose. Draw that!</p> <p>Using materials from home pen, pencil, crayon, chalk -you choose! Make a close up drawing. Add as many details as you can.</p> 	<p><i>Create an Artwork</i></p> <p>First do some “Artist Research” and observe some animals (or insects) either in real life or check out these fun websites where you can live stream animals from a zoo or aquarium:</p> <p>https://zoo.sandiegozoo.org/live-cams</p> <p>https://www.montereybayaquarium.org/animals/live-cams</p> <p>Choose an animal/s to be the star of your artwork. Take your time drawing the animal and where it lives (background), add details and color. Need some help getting started? I like this website for step by step directions:</p> <p>https://artprojectsforkids.org/</p>



Grades 3-5