

Wound Innovations App Front-end Development Brief

Please develop all required page templates of the Wound Innovations App, achieving pixel perfection at 375x812 (iPhone X).

App Design - [link here](#)

- Please deliver the project within the Ionic framework (the learning curve for this isn't significant)
- All page routes should already be set up
- Whilst the App should be built per iPhone X dimensions, please handle responsiveness where the App should be functional at..
 - All smaller device sizes eg. 375 x 667
 - Tablet sizes eg. 768x1024 / 1024x768
- NOTE - since this was designed on Mac, when I open the XD files on Windows, some of the text positioning is a bit strange. Please refer to the [App Design](#) to reference proper positioning

Site Assets (Images and Fonts) - [link here](#)

XD Working File - [link here](#)

SOURCE CODE - [link here](#)

Ionic Overview

1. First, install 'Ionic' by following the simple steps [here](#)
2. Within the root of the App, first run 'npm install'
3. Then run 'ionic serve'

Code Structure

- The various page templates will exist within src > app > *template folder*
- Please review <https://ionicframework.com/docs/theming/basics> prior to commencing styling (this is a very basic overview - we want to make use of the default Ionic CSS variables)
- SCSS should be written within src > theme however styling which relates specifically to the page template should be stored within the corresponding template folder (*this should be rare - as you normally*

would, please maintain your efficient CSS coding standards).

Primary Pages

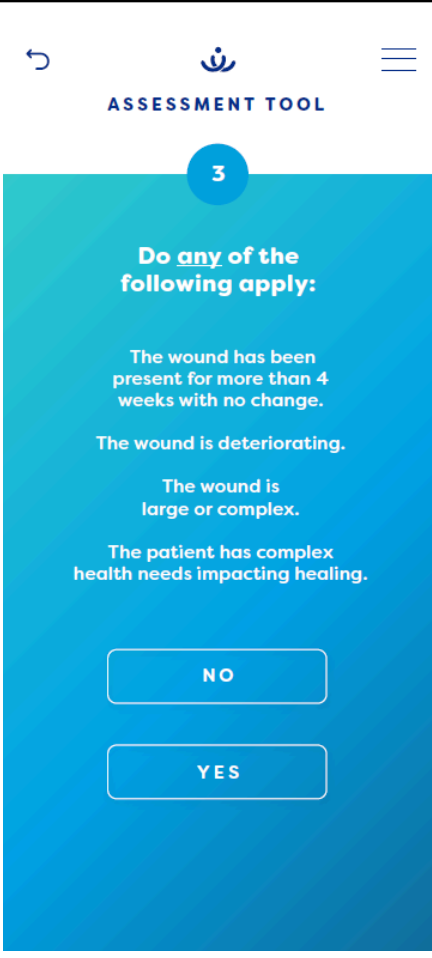
Please develop primary pages as below (page routes have already been set up)..

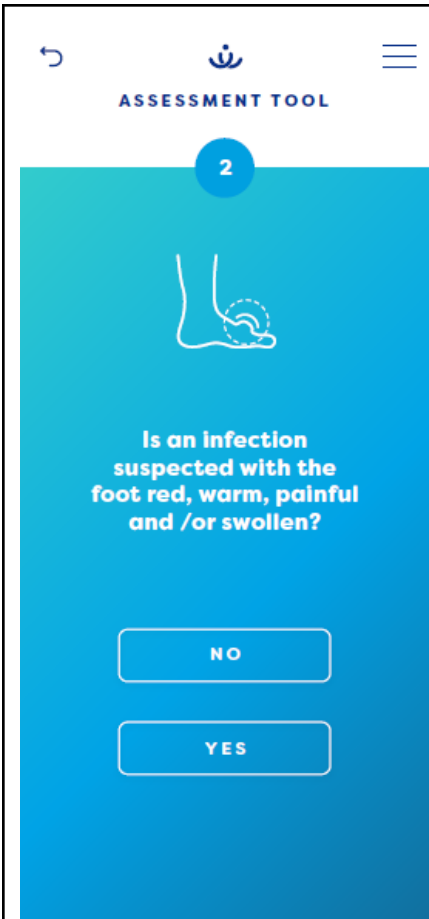
Routes -

<https://docs.google.com/spreadsheets/d/1g2fHl0KLhjsTbzIIRrkfZxoULfyVQn88pMPigLmj0Bc/edit?usp=sharing>

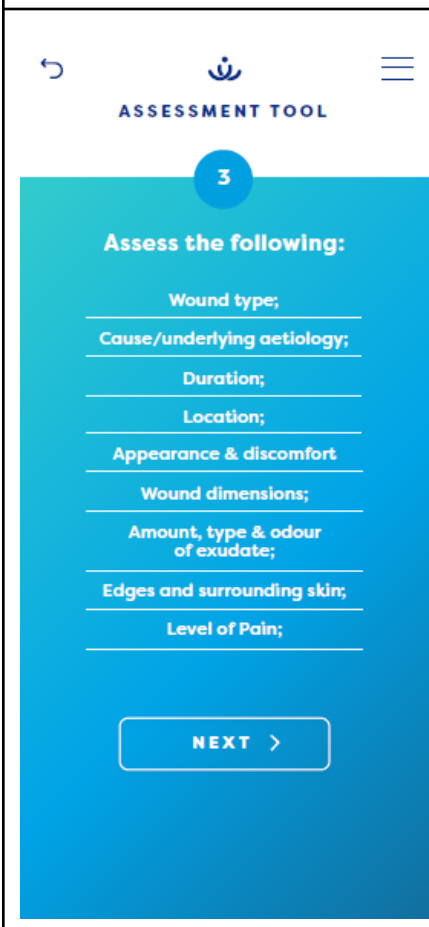
Page Templates

Throughout the App experience, there are a series of reusable page templates where depending on the context in which it appears there are some minor styling/element differences.

 <p>ASSESSMENT TOOL</p> <p>3</p> <p>Do <u>any</u> of the following apply:</p> <p>The wound has been present for more than 4 weeks with no change.</p> <p>The wound is deteriorating.</p> <p>The wound is large or complex.</p> <p>The patient has complex health needs impacting healing.</p> <p>NO</p> <p>YES</p>	<p>All text will be entered within a WYSIWYG editor. Therefore please only use tags for titles/body text. Do not assign class names.</p>
---	--



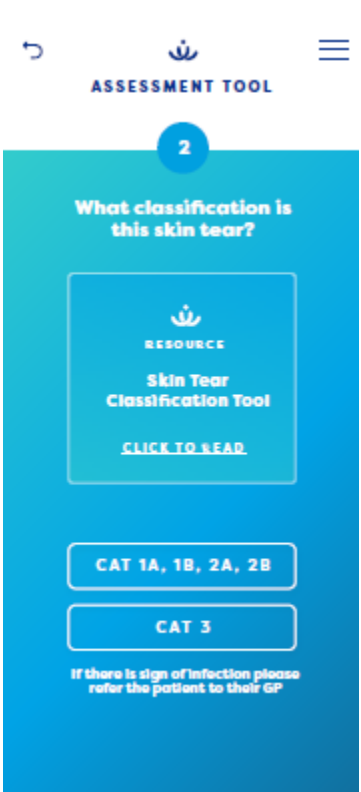

Second variation will include an icon above the text



Third variation includes a table as part of the text. This can be a <table>

Standard Response + Resource -

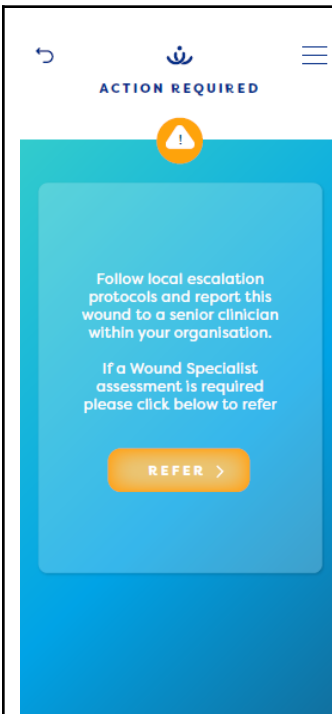
<http://localhost:8100/standard-response-resource>

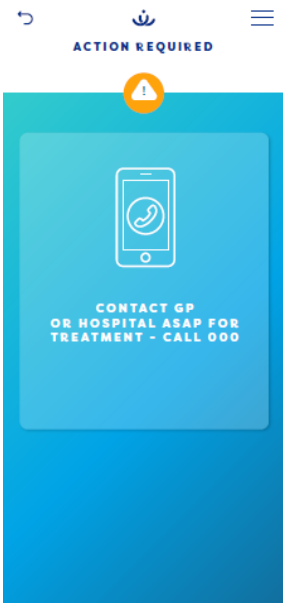
	<p>The entire box in the middle of the screen will open a modal</p>
	<p>Please develop the modal as part of this page template. This will open in a swipeable modal with carousel</p>




Develop a second variation of the modal which doesn't include a carousel and instead displays 2x images/bodies of text

Action required - <http://localhost:8100/action-required>



	<p>Second variation will include an icon above the text</p>
---	---

Informational - <http://localhost:8100/informational>

	<p>The buttons should always be fixed to the bottom of the screen whilst the user can scroll to read all content</p>
--	--

При добавлении ставки на заявку напишите слово “солнце”