



Storage

Tent













Make Pet Treats here



















Packing list

<p>Wild Strawberry</p>  <p>2 x45</p> <p>-10 1 +10</p> <p>UNLOAD</p>	<p>Beans</p>  <p>1 x175</p> <p>-10 1 +10</p> <p>UNLOAD</p>	<p>Beets</p>  <p>3 x50</p> <p>-10 1 +10</p> <p>UNLOAD</p>	<p>Mortar</p>  <p>5 x30</p> <p>-10 1 +10</p> <p>UNLOAD</p>	<p>Cable</p>  <p>10 x60</p> <p>-10 1 +10</p> <p>UNLOAD</p>	<p>Glue</p>  <p>5 x60</p> <p>-10 1 +10</p> <p>UNLOAD</p>
<p>Rye</p>  <p>1 x120</p> <p>-10 1 +10</p> <p>UNLOAD</p>	<p>Chocolate</p>  <p>2 x70</p> <p>-10 1 +10</p> <p>UNLOAD</p>	<p>Bricks</p>  <p>25 x60</p> <p>-10 1 +10</p> <p>UNLOAD</p>	<p>Boards</p>  <p>10 x60</p> <p>-10 1 +10</p> <p>UNLOAD</p>	<p>Nails</p>  <p>5 x30</p> <p>-10 1 +10</p> <p>UNLOAD</p>	<p>Fabric</p>  <p>10 x25</p> <p>-10 1 +10</p> <p>UNLOAD</p>
<p>Water</p>  <p>2 x331</p> <p>-10 1 +10</p> <p>UNLOAD</p>	<p>Saw</p>  <p>10 x9</p> <p>-10 1 +10</p> <p>UNLOAD</p>	<p>Milk</p>  <p>2 x370</p> <p>-10 1 +10</p> <p>UNLOAD</p>	<p>Carrot</p>  <p>2 x250</p> <p>-10 1 +10</p> <p>UNLOAD</p>	<p>Tinplate</p>  <p>5 x5</p> <p>-10 1 +10</p> <p>UNLOAD</p>	

Quests


Quest	Task	What to do
<p>Knights and princesses</p> 	<p>Go to Kingsmount.</p>	
<p>Impregnable fortress</p> 	<p>Gather Sand in Kingsmount.</p>	<p>Get Sand from Piles of Sand in the location (1 Pile = 25 Sand)</p>  <p>Under each Pile of Sand you will find a treasure chest with some goodies.</p>
	<p>Build a Sandcastle.</p>	<p>Build the Sand Castle in 4 stages: 20+30+50+75 Sand</p> 
<p>Into the thick of things</p> 	<p>Open the Gates in Kingsmount.</p>	<p>Open the gate for 5 Energy.</p> 
	<p>Find the central square.</p>	<p>And go to the central square.</p> 
<p>Secret entrance</p> 	<p>Receive and correctly place the Award Pennants in Kingsmount.</p>	<p>You'll get Award Pennants for completing the next 4 quests in the location. Each of them is behind a gate in the central square. Open the gates and complete the quests in any order you like.</p>  <p>Once you get the Pennants, arrange them according to the colors of the pedestals, apply 25 energy to the Gate and open it.</p>
<p>Sharpshooter</p> 	<p>Gather Arrows in Kingsmount.</p>	<p>Collect arrows from 3 pickup boxes in the location.</p> 
	<p>Hit the Targets.</p>	<p>There're 3 Targets in the location, click on each and use the Arrows to hit them.</p>

		
Potion-making school 	Gather Moonberry Essence in Kingsmount.	Collect 250 Moonberry Essence and 250 Stormberry juice in the location. 
	Gather Stormberry Juice.	
	Make the Potion.	Repair the Cauldron for 5 Timplates and use it to Make 10 Potions +20 energy. 
Sharp mind 	Gather Scrolls in Kingsmount.	Collect 7 Scrolls from Foliants in the location. 
	Give the Scrolls to Bertha Schmetterling.	Go back to Bertha and give her the scrolls. 
	Solve the riddles of Bertha Schmetterling.	After that, solve the riddles of Bertha.
Fencing practice 	Gather Treated Wood in Kingsmount.	Collect 450 Treated Wood from Red Trees in the location. 
	Make Wooden Swords.	Click on the Knight and make 9 Wooden Swords from 50 Treated Wood and 1 Saw each. 
	Destroy the Dummies.	There're 3 Dummies in the location, destroy them with the Wooden Swords. 
Family symbol	Assemble your own crest in Kingsmount.	After getting all 4 Pennants and arranging them by color, click on the gate and solve the puzzle.

		
Heavy artillery 	Gather Ball Projectiles in Kingsmount.	Collect 10 Ball Projectiles from 10 pickup boxes in the location. 
	Shoot at the Dummies.	Apply 5 Ball Projectiles to the Arcbalista and select the Dummy as a target. 
Looking for the captive 	Open the Dungeon Gates in Kingsmount.	Open the Dungeon Gates for 50 energy. 
Real princess 	Set the Mechanical Dragon free in Kingsmount.	Click on the Mechanical Dragon and solve the puzzle.  Reward: Armor multibox, it gives rewards 10 times and leaves a decoration. 

Major goal

Quest	Task	What to do
Knightly luster	Clean the Armor.	There are 8 Armors in the location, you'll need 10 Water to clean each one.








Tasks



The final reward is a Cauldron with useful crafts.



Task	What to do
Find Queens' Portraits.	There are 4 portraits in the location, you will find them in each of the quest areas to get Pennants. 
Ensure safe storage of weapons.	There are 5 Weapon Stands in the location, apply 5 Fabric to each one. 
Build Towers.	Build 3 Towers in 3 stages: 20 Marble + 5 Nails + 10 Boards 30 Marble + 10 Glue + 10 Cables 42 Marble + 5 Mortar + 10 Bricks You'll get Marble in the location.

	
<p>Build statues.</p>	<p>Build 3 Statues in 4 stages: 15 Marble 20 Marble + 5 Nails + 10 Boards 25 Marble + 10 Glue + 10 Cables 32 Marble + 5 Mortar + 10 Bricks</p> 
<p>Remove the piles of Old Armor.</p>	<p>There are 15 piles of Old Armor in the location.</p> 

Clearing rewards

Kingsmount


20%

Award Pennant decoration, you can change its design for 1 Wind as many times as you like. The first time you do this, you will get some goodies:




50%

Mechanical Dragon multibox, gives rewards 10 times and leaves a decoration.



70%

another Bench of Friendship festive building



100%

Fighting Raccoons, they will swap your small energy snacks for 50 PURE energy, 10 times. Leaves an animated decoration.



20% - Award Pennant decoration, you can change its design for 1 Wind as many times as you like. The first time you do this, you will get some goodies:



Maps

I've numbered and marked in the last missing Mable - it's number 14



KINGSMOUNT



Useful information

Roulettes in the location

Sand Castle

Will turn into roulette after you restore it (see the Impregnable fortress quest)



Knight's Memorabilia



Crafts in the location Astronomer's Tent



<p>Вода</p> <p>300800/15</p>	+	<p>Монеты</p> <p>1428399740/20000</p>	=	<p>Горячий шоколад +35 энергии</p> <p>Осталось штук: 5</p> <p>СОЗДАТЬ</p>	+	<p>Молоко</p> <p>100111/50</p>	+	<p>Монеты</p> <p>1428399740/10000</p>	=	<p>Мороженое +100 энергии</p> <p>Осталось штук: 3</p> <p>СОЗДАТЬ</p>
<p>Шоколад</p> <p>1/10</p> <p>Купить всё за 45</p>	+	<p>Молоко</p> <p>100111/10</p>	=	<p>Шоколадный фондан +35 энергии</p> <p>Осталось штук: 7</p> <p>СОЗДАТЬ</p>	+	<p>Рожь</p> <p>100150/40</p>	+	<p>Монеты</p> <p>1428399740/10000</p>	=	<p>Черничный пирог +50 энергии</p> <p>Осталось штук: 3</p> <p>СОЗДАТЬ</p>
<p>Свекла</p> <p>100000/10</p>	+	<p>Монеты</p> <p>1428399740/10000</p>	=	<p>Свинные ребрышки +20 энергии</p> <p>Осталось штук: 5</p> <p>СОЗДАТЬ</p>						

Bertha's Dressing Room





Bubble Gum of Friendship

There will be 18 more pickup boxes with Bubble Gum of Friendship in the location. You can use them to restore 1,5 Bench of Friendship festive buildings.