
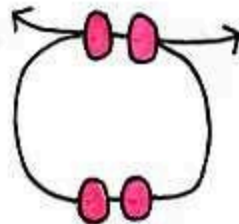


# RING Beading Instructions :


Step ①



Step ②



Step ⑤ - join ends



- continue thru  
a few sets  
then trim edges  
(ends)

Step ③

- continue until  
fits  $\frac{1}{2}$  your finger

Step ④ - follow pattern

