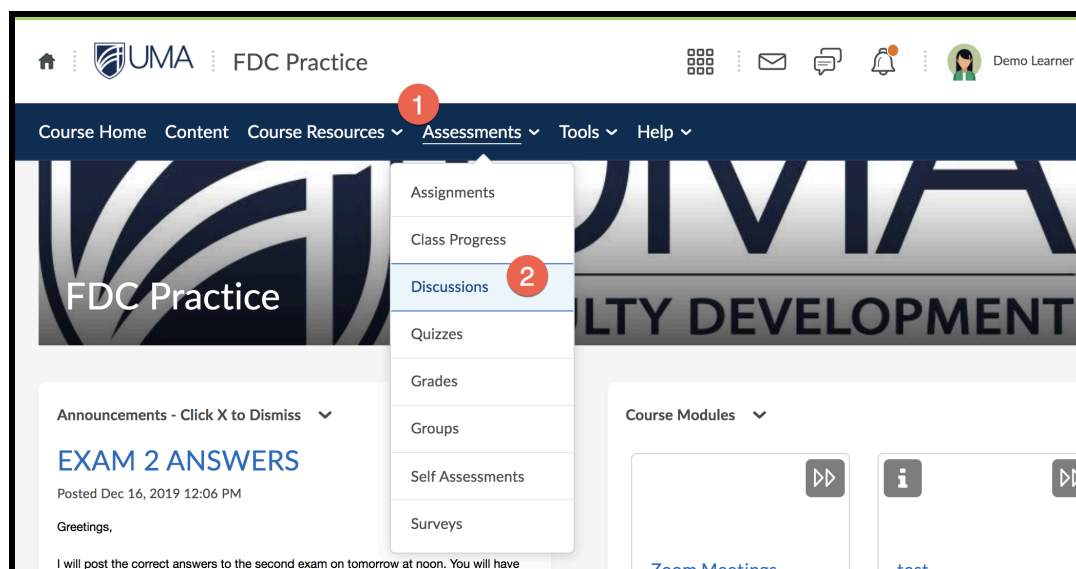


How do Discussions work?

Instructors can create a discussion forum within a course. As a student, you have the opportunity to submit assignments, to consult, to ask questions, and to discuss with your fellow students.

Access Discussions



1. Navigate to **Assessments** in the navbar of your course.
2. Click **Discussions**. You land on the Discussions homepage.

Discussions homepage

- On the **Discussions** homepage you will see an overview of all forums and related topics that the teacher has created for the course. This is the **Discussions List**.
- Under **Subscriptions** you select how you want to receive notifications (e-mail messages) from discussion forums, topics and threads for which you have registered.

[Course Home](#) [Content](#) [Course Resources](#) [Assessments](#) [Tools](#) [Help](#)


Discussions [Settings](#) [Help](#)

Discussions List Subscriptions

Filter by: Unread [Collapse All Forums](#)

FORUM SAMPLE [▼](#)

This is a forum. Forums are for setting discussion parameters and organizing discussions. The parameters set at a forum level will carry over to all topics in the forum (they can be adjusted at the topic level as needed).

Topic	Threads	Posts	Last Post
TOPIC SAMPLE ▼ <p>A topic is where you as the actual discussion question or criteria. Students start a new thread to answer the question and can reply to peer thread.</p>	2	6	 Demo Learner5 14 minutes ago

Discussions List

In the **Discussions List** you will find all forums, topics and threads created by a teacher or students. Under Posts you can see how many messages have been posted in that topic. A blue number in brackets after the number of posts indicates how many posts you have not yet read.

[Course Home](#) [Content](#) [Course Resources](#) [Assessments](#) [Tools](#) [Help](#)


Discussions [Settings](#) [Help](#)

Discussions List Subscriptions

Filter by: Unread [Collapse All Forums](#)

FORUM SAMPLE [▼](#)

This is a forum. Forums are for setting discussion parameters and organizing discussions. The parameters set at a forum level will carry over to all topics in the forum (they can be adjusted at the topic level as needed).

Topic	Threads	Posts	Last Post
TOPIC SAMPLE ▼ <p>A topic is where you as the actual discussion question or criteria. Students start a new thread to answer the question and can reply to peer thread.</p>	2	6	 Demo Learner5 14 minutes ago

Subscriptions

Under **Subscriptions** you will see a list of the forums, topics and threads that you have signed up for to receive notifications.

The screenshot shows the 'Subscriptions' page with the following elements and callouts:

- 1**: Points to the 'Apply' button next to the 'All Subscriptions' dropdown menu.
- 2**: Points to the 'Default Notification Method' section, specifically the 'Show notifications in minibar only' radio button.
- 3**: Points to the 'Notification Frequency' section for a thread subscription, specifically the 'Show notifications in minibar only' radio button.
- 4**: Points to the 'Subscribed' button (star icon) next to a thread entry.

The page structure includes a 'Discussions List' tab, a 'Display' section with a dropdown and an 'Apply' button, a 'Default Notification Method' section with three radio buttons, a section for 'Emails will be sent to' with a 'Change your notification settings' link, and a 'Thread Subscriptions' section with a description 'Get updates when there are new posts to the listed threads.' Below this are two thread entries, each with a title, post count, parent topic, and a 'Subscribed' button.

1. Select whether you want to see all your subscriptions (**All Subscriptions**), or only those from the forums (**Forum Subscriptions Only**), the topics (**Topic Subscriptions Only**) or the threads (**Thread Subscriptions Only**). Click on **Apply** .
2. Under **Default Notification Method** you select whether you receive messages by default in the minibar, directly as e-mail or in your daily summary of activity .
3. You can also specify for each forum, topic and thread how you want to receive **Notifications**.
4. Click on **Subscribed** to unsubscribe from a forum, topic by thread. A window will appear asking you to confirm that you want to stop following a forum, topic or thread.

*You can indicate in a topic or thread whether you want to receive notifications. You do this by clicking on **Subscribe** at the topic or thread.*