












Republic of the Philippines
Department of Education
 Schools Division of Palawan
 Coron Inland District
GUADALUPE ELEMENTARY SCHOOL

Grades 1 to 12 Daily Lesson Log	School	Guadalupe Elementary School	Grade Level	III	
	Teacher	Arian P. de Guzman	Learning Area	ENGLISH	
	Teaching Dates	Week 5	Quarter	1 ST	
DAY	MONDAY	TUESDAY	WEDNESDAY	THURSDAY	FRIDAY
I. OBJECTIVES					
A. Content Standards	The learner demonstrates understanding of grammatical structures of English to be able to communicate effectively in oral and written forms				
B. Performance Standards	The learner is able to communicate effectively in oral and written forms; shows proficiency in constructing grammatically correct sentences in varied theme-based oral and written activities				
C. Learning Competency Code	Identify nouns in a sentence; form the plural form of irregular nouns; and use plural form frequently occurring irregular nouns in a sentence (EN3G-Ii-j-2.4)				Learners answered the midweek assessment with 80 % accuracy
II. CONTENT	Singular to Plural Nouns of Irregular Nouns				
III. LEARNING RESOURCES					
A. References					
1. Teacher's Guide Pages					



2. Learner's Materials					
Pages					
3. Textbook Pages					
4. Additional Materials					
From LR Portal					
B. Other Learning Resources	Module 8	Module 8	Module 8	Module 8	Worksheets
IV. PROCEDURES					
A. Review	<p>Read and study the following sets of irregular noun.</p> <div style="display: flex; justify-content: space-around; align-items: flex-start;"> <div style="text-align: center;"> <p>A</p>  <p>deer-deer</p> </div> <div style="text-align: center;"> <p>B</p>  <p>foot-feet</p> </div> <div style="text-align: center;"> <p>C</p>  <p>louse-lice</p> </div> </div> <div style="display: flex; justify-content: space-around; align-items: flex-start; margin-top: 10px;"> <div style="text-align: center;">  <p>trout-trout</p> </div> <div style="text-align: center;">  <p>goose-geese</p> </div> <div style="text-align: center;">  <p>mouse-mice</p> </div> </div> <div style="display: flex; justify-content: space-around; align-items: flex-start; margin-top: 10px;"> <div style="text-align: center;">  <p>salmon-salmon</p> </div> <div style="text-align: center;">  <p>tooth-teeth</p> </div> <div style="text-align: center;">  <p>ox-oxen</p> </div> </div>				<p>Identify the noun used in each sentence. Choose the letter of the correct answer and write it on a separate sheet of paper.</p> <ol style="list-style-type: none"> The child ate almost all the grapes. <ul style="list-style-type: none"> a. ate b. child c. almost d. all The man danced all night on the stage. <ul style="list-style-type: none"> a. man b. danced c. all d. the That woman bought this pair of shoes for the old lady. <ul style="list-style-type: none"> a. that
B. Establishing Purpose	<p>Read the poem below and answer the questions that follow.</p> <p>Poem of Irregular Nouns by Nova C. Jalad</p>				
C. Presenting Examples	<p>Read and understand the questions carefully. Choose the letter of the correct answer and write your answer on a separate sheet of paper.</p>				



	<p>1. What did the two men give to the man?</p> <p>a. a bird b. a goose c. a dog d. a pig</p> <p>2. Who gave a gold tooth to the woman?</p> <p>a. the three women b. the three little mice c. the four children d. the three geese</p> <p>3. What did the woman receive from the three women?</p> <p>a. a gold tooth b. a gold foot c. a gold dress d. a gold</p> <p>4. How did the child feel when he received the mouse?</p> <p>a. He was angry. b. He was sad. c. He was happy. d. He was worry.</p> <p>5. How did everybody feel in the poem on what they received?</p> <p>a. They were lonely. b. They were angry. c. They were happy. d. They were disappointed.</p>				<p>b. woman c. bought d. old</p> <p>4. Her shoes are very small that caused her foot swelled.</p> <p>a. small b. very c. foot d. swelled</p> <p>5. The boy kicked the ball so hard.</p> <p>a. boy b. kicked c. the d. hard</p>
<p>D. Discussing New Concepts and predicting new skills Q1</p>	<p>Have you noticed the underlined words in the poem? How do we form the plural of the following irregular nouns? In order to</p>				



do this, you have to understand and follow the rules in forming the plural form of irregular nouns.

Rules to follow in forming plural form of irregular nouns.

Rule 1: Change the spelling of the following irregular nouns to help you remember the plural form.

Examples:
 man - men
 woman - women
 goose - geese
 tooth - teeth
 child - children
 mouse - mice
 foot – feet

Rule 2: Some nouns do not change in form whether they are singular or plural.

Examples:
 deer - deer
 sheep - sheep
 trout - trout
 fowl - fow

E. Discussing New Concepts and Predicting New Skills Q2/Guided Practice

Identify the irregular nouns in the following sentences.

1. The woman gives her dresses.
 - a. the
 - b. woman
 - c. gives
 - d. dresses
2. He gives him a goose.
 - a. he



	<p>b. him c. gives d. goose</p> <p>3. The child is happy when he received his gift. a. child b. happy c. received d. gift</p> <p>4. She received a gold tooth. a. she b. received c. tooth d. gold</p> <p>5. This man is hailed as the "hero of the year". a. man b. hailed c. hero d. year</p>																
<p>F. Developing Mastery (Leads to Formative Assessment)</p>		<p>Match the singular form of irregular noun in Column A with its plural form in Column B.</p> <table border="0"> <tr> <td style="text-align: center;">A</td> <td style="text-align: center;">B</td> </tr> <tr> <td>1. woman</td> <td>a. teeth</td> </tr> <tr> <td>2. mouse</td> <td>b. men</td> </tr> <tr> <td>3. child</td> <td>c. women</td> </tr> <tr> <td>4. tooth</td> <td>d. children</td> </tr> <tr> <td>5. man</td> <td>e. mice</td> </tr> </table>	A	B	1. woman	a. teeth	2. mouse	b. men	3. child	c. women	4. tooth	d. children	5. man	e. mice			
A	B																
1. woman	a. teeth																
2. mouse	b. men																
3. child	c. women																
4. tooth	d. children																
5. man	e. mice																
<p>G. Finding practical application of concepts and skills in daily living</p>			<p>Write the correct plural form of the underlined irregular Noun.</p>														



application			<p>_____ 1. This man pretended to be a rich merchant.</p> <p>_____ 2. The child wants to eat the whole cake.</p> <p>_____ 3. I have seen a goose grazing over the pond.</p> <p>_____ 4. His foot swelled so badly.</p> <p>_____ 5. They saw a big mouse in the closet.</p>		
H. Making generalization and Abstraction about the lesson		<p>A. How will you identify the noun in the sentence?</p> <p>B. What are the rules in forming irregular nouns?</p>			
I. Evaluating Learning				<p>Write the plural form of the following irregular nouns inside the parentheses.</p> <p>1. (Child) _____ love to play at the beach.</p> <p>2. She lost two (tooth)_____.</p> <p>3. A family of (mouse) _____ lives in the bottom of the cabinet.</p> <p>4. The three (man) _____ passed by the bridge.</p> <p>5. These (woman) _____ are excited to visit the Aliwagwag falls.</p>	



J. Additional activities for application or remediation				Write the plural form of the given nouns and use them to construct a sentence. Write your answer on a separate sheet of paper. 1. goose - 2. ox - 3. shrimp - 4. sheep - 5. person	
V. REMARKS					
VI. REFLECTION					
A. No. of Learners who earned 80% in the evaluation					
B. No. of learners who require additional activities for remediation					
C. Did the remedial lessons work? No. of learners who have caught up					
D. No. of learners who continue to require remediation					
E. Which of my teaching strategies worked well? Why did these work?					



F. What difficulties did I encounter which my principal or supervisor can help me solve?					
G. What innovation or localized materials did I use/discover which I wish to share with other teachers?					

Prepared by: **ARIAN P. DE GUZMAN**
Grade 3 Adviser

Checked by: **IRENE P. DE LA CRUZ**
Master Teacher I

Noted: **ERNESTO B. CASTRO**
School Head/Head Teacher III

