



**GRADES 1 to 12  
DAILY LESSON LOG**

**School:** Visit [DepEdResources.com](http://DepEdResources.com) for More

**Grade Level:** VI


**Teacher:** File created by Ma'am DONA S. BALLESTEROS & Ma'am NERISSA P. BRATO

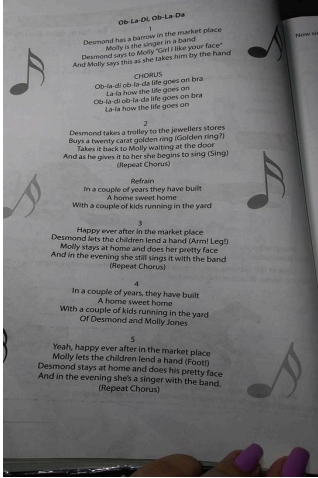
**Learning Area:** MAPEH


**Teaching Dates and Time:** APRIL 15 - 19, 2024 (WEEK 3)

**Quarter:** 4<sup>TH</sup> QUARTER

	MONDAY	TUESDAY	WEDNESDAY	THURSDAY	FRIDAY
<b>I. OBJECTIVES</b>					
<b>A.Content Standards</b>	Demonstrates understanding of the various tempo	Demonstrates understanding of shapes, colors, and the principles of contrasts and harmony through the use of new media in creating audio video art and product or package design	demonstrates understanding of participation and assessment of physical activity and physical fitness		
<b>B.Performance Objective</b>	Performs a given song, using tempo marks appropriately	<ul style="list-style-type: none"> <li>Creates and actual 3D digitally-enhanced paper bag for a product or brand</li> <li>Applies concepts on the use of new technologies (hardware and software) in creating an audio art/animation</li> </ul> <p>Describes the basic concepts and principles of basic photography</p>	participates and assesses performance in physical activities. Assesses physical fitness		
<b>C.Learning Competencies/ Objectives</b> <i>( Write the LC code for each)</i>	Identifies the different tempo in a given song or music: -allegro -andante -ritardando -accelerando -largo -presto -vivace MU6TX-Iva-b-1	1. appreciates the elements and principles applied in product design 2. manifests understanding of concepts on the use of software (commands, menu, etc.)  A6PL-IVa	describes the Philippines physical activity pyramid  PE6PF-IVa-		WEEKLY TEST
<b>CONTENT</b> <i>( Subject Matter)</i>	Tempo	I. Principles 3.CONTRAST 3.1 of shapes and colors 4.HARMONY 4.1. of letters, shapes, colors	Fitness enhancement through creative dances		

<b>II. LEARNING RESOURCES</b> <b>A. References</b>	Curriculum Guide for Music 6				
1. Teachers Guide pages					
2. Learners Material Pages	The 21st Century MAPEH in Action p.63-65	MAPEH in Action pp.161-175			
<b>B. Other Learning Resources</b>	Manwal ng Guro Umawit at Gumuhit 6	Pictures, Laptop, any personal/ school computers	LED TV, Laptop, powerpoint presentation, video presentation. <a href="https://www.google.com.ph/search?dcr=0&amp;tbm=isch&amp;sa=1&amp;eiphilippine+activity+pyramid&amp;oq=philippine+activity">https://www.google.com.ph/search?dcr=0&amp;tbm=isch&amp;sa=1&amp;eiphilippine+activity+pyramid&amp;oq=philippine+activity</a>		
<b>III. PROCEDURES</b>					
<b>A. Reviewing past lesson or Presenting the new lesson (Drill/Review/Unlocking of difficulties)</b>	What is dynamics? What are the dynamics signs used in the song?	Review on product package design	What is Itik- Itik dance? What is Maglalatik dance?	Review on past lesson on Physical pyramid activity	
<b>B. Establishing a purpose of the new lesson (Motivation)</b>	Which moves faster a horse or a turtle? Compare the movement of the two animals. Which runs fast?	Show pictures of collage design Ask” what is a collage? Collage is an art production in which several materials are put together, to form a new work of art. Collage originated from the French word “coller” which means “to glue”	What do you see in this pyramid? 	Show some pictures of the different movements that shown by the children Ask: how did they move?	
<b>C. Presenting Examples/ instances of the new lesson (Presentation)</b>	Imagine yourself riding in an airplane going to Davao, or in a “Ro-Ro Ship” going to the same destination. Will you arrive first riding in an airplane or in a “Ro-Ro Ship”? Why?	Discuss, explain: Collage can be made of physical materials, such as paper and printed photographs, or electronic images. Original File Submitted and Formatted by DepEd Club Member - visit <a href="http://depedclub.com">depedclub.com</a> for more	Discuss and describe the Philippine physical activity pyramid. <a href="https://www.google.com.ph/search?dcr=0&amp;tbm=isch&amp;sa=1&amp;eiphilippine+activity+pyramid&amp;oq=philippine+activity">https://www.google.com.ph/search?dcr=0&amp;tbm=isch&amp;sa=1&amp;eiphilippine+activity+pyramid&amp;oq=philippine+activity</a>	Discussion: Look at the dancers’ movements? How do they achieve fitness in dancing? <ul style="list-style-type: none"> <li>● Strength</li> <li>● Endurance</li> <li>● Flexibility</li> <li>● Coordination</li> <li>● Balance</li> </ul> Discuss about what related fitness components are improved in dancing? <ul style="list-style-type: none"> <li>● Coordination</li> <li>● Flexibility</li> <li>● Balance</li> </ul>	

				<ul style="list-style-type: none"> <li>Endurance</li> </ul> <p>Muscular strength</p>	
<p><b>D. Discussing new concepts and practicing new skills no.1. (Modeling)</b></p>	<p>Singing of the Song from the Beatles “Ob-La-Di-Ob-La-Da” then describes the flow of the music? How do you feel when singing it?</p> 	<p>Discuss” Electronic collage is made or composed of electronic images or photographs and is prepared digitally. Software is used to create the collage.</p>	<p>What are the components of physical activity?</p>	<p>Ask: how can dancing makes you fit?</p>	
<p><b>E. Discussing new concepts and practicing new skills no.2 (Guided Practice)</b></p>	<p>What is tempo? Give the most commonly used tempo markings or symbols.</p>	<p>Discussion on Paper collage and electronic collage making</p> <ul style="list-style-type: none"> <li>What is electronic Collage?</li> <li>Picture collage maker</li> </ul> <p>Electronic collage is made or composed of electronic images or photographs and is prepared digitally. A software is used to create the collage.</p> <p>Picture Collage Maker is an example of software that can be used to create electronic collage. This is a simple-to-use Windows freeware that allows you to arrange pictures and create digital collages. This software can also be used to make scrapbooks, posters, invitations, calendars, and greeting cards.</p>	<p>The teachers will show examples of physical fitness?</p>	<p>Discuss on Facts about dancing</p>	
<p><b>F. Developing Mastery</b></p>	<p>What are the most common used tempo markings or symbols?</p>	<p>Activity 3 Collage</p>		<p>Ask: what is dance?</p>	

<p><b>(Leads to Formative Assessment 3.)</b> <b>(Independent Practice)</b></p>		<p>What to do: Draw an outline of your collage Using the different tactile materials that you have, cover your drawing outline. Be creative in using the materials. Use the appropriate materials for the drawing Glue the materials to the drawing outline.</p>			
<p><b>G. Finding practical application of concepts and skills in daily living (Application/Valuing)</b></p>	<p>Groupings Singing of the song Sitsiritsit (two groups)</p> 	<p>Presentation of the output</p>	<p>What do you mean by ‘Keep healthy by keeping active’</p>	<p>Dancing is a physical activity where you move your body in time with the music, that is :</p> <ul style="list-style-type: none"> <li>● It makes your brain work</li> <li>● Burn unwanted calories</li> <li>● Develops your bones</li> <li>● Makes you health</li> <li>● Gives you flexibility</li> </ul> <p>And tones your muscles</p>	
<p><b>H. Making Generalization and abstraction about the lesson (Generalization)</b></p>	<p>What is tempo? Give the different symbols of tempo.</p>	<p>You can create a collage using physical materials. You can produce almost the same output using computer program. But there are things that you can do with your electronic collage that cannot be done with physical collage.</p>	<p>What is physical pyramid activity?</p>	<p>Dance is an activity where you move your body in time with the music</p>	
<p><b>I. Evaluating learning</b></p>	<p>Give the meaning of the following.</p> <ol style="list-style-type: none"> <li>1. Andante (moderately slow)</li> <li>2. Andantino (moderately slow but flowing tempo)</li> <li>3. Adagio (slow, or in an easy graceful manner)</li> <li>4. Lento (Slow)</li> <li>5. Largo (very slow, broad)</li> <li>6. Allergo (fast, lively, brisk, and faster tempo)</li> <li>7. Allegretto (quicker than andantino)</li> <li>8. Moderato (moderate)</li> </ol>	<p>Questions:</p> <ol style="list-style-type: none"> <li>1. What is a collage?</li> <li>2. What is paper collage?</li> <li>3. What is electronic collage?</li> </ol>	<p>Read and analyze the sentences carefully. Choose the letter of the correct answer.</p> <p>___1.Physical Activity Pyramid decribes as ___?</p> <ol style="list-style-type: none"> <li>a.“state of healthy living achieved by practicing of a healthy lifestyle</li> <li>b. state of being stressful</li> <li>c. state of being unhealthy</li> <li>d.state of being often in doing healthy lifestyle and exercise.</li> </ol>	<p>Read carefully and answer questions correctly.</p> <ol style="list-style-type: none"> <li>1. What related components are improved in dancing?</li> <li>2. What can dancing make you fit?</li> </ol>	

	9. Vivace- (quickly, lively) 10. Presto (a very fast tempo)				
<b>J. Additional activities for application and remediation (Assignment)</b>			Draw pictures of activities which are included in Physical activity pyramid.		
<b>IV REMARKS</b>					
<b>V. REFLECTION</b>					
<b>A. No. of learner who earned 80%</b>					
<b>B .No. of learner who scored below 80% ( needs remediation)</b>					
<b>C. No. of learners who have caught up with the lesson</b>					
<b>D. No of learner who continue to require remediation</b>					
<b>E. Which of my teaching strategies work well? Why?</b>					
<b>F. What difficulties did I encounter which my principal /supervisor can help me solve?</b>					
<b>G. What innovation or localized materials did I use/discover which I wish to share w/other teacher?</b>					