

Strategy

Operation I.C.E IS NICE

Frost Invasion 2024 Event Strategy

Welp this event has ended but thanks to everyone who supported it :D

Credits

Zeezeebot / @zeezeebot (Creator)

Aux / @trident_70 (Tester)

MonkeyDo / @broccolithefruit (Tester)

Lord / @reallordbiggest (Elite Token Proof)

Tin / @theinevitablenub (Elite Token Proof)

Pikachu / @averaged_player (Elite Token Proof)

TopHat / @youraveragetophat (Placement Map Maker)

Proof



Proof (Elite Token)

Keep in mind you need good DPS for this (and really good pursuit movement, the final boss will be relatively close to the exit)



Notes

- Don't forget to use airstrikes on hordes and the final boss
- Don't forget to summon APCs when you can
- Don't forget to move pursuits using ability if needed to (it will be needed to)
- Highly recommended to bring a DPS tower, your options are
 - Turret, Accelerator, Engineer, Ranger, Minigunner, Gatling Gun
 - Alternatively you can also bring a support tower like Electroshocker, Medic, but DPS is much better
- Player 3 can use GOLD CROOK BOSS
- Player 3 can replace turret with ranger
- This strategy works for the elite token but keep in mind you will need a really good DPS option and good pursuit movement, as mentioned by others, the boss will be close to the exit
- TUTORIAL VIDEO: <https://www.youtube.com/watch?v=O63aq6i0afg>

Loadout

Players	Towers				
Player 1	Commander	Pursuit	Military Base	Turret	DPS
Player 2	DJ	Pursuit	Military Base	Ranger	DPS
Player 3	Crook Boss	Pursuit	Military Base	Turret / Ranger	DPS

Placement Pictures



Strategy

[Player 1](#)

Instructions



DPS

Waves

Strategy (POV: https://youtu.be/rwr9C_cxb8o)

Placement Map



0 - 40

- Place 5 lvl 2 military bases
- Upgrade all to lvl 3
- Spam lvl 4 pursuits at top path
 - Remember to always move pursuits with ability if you have to
- Place 3 lvl 4 commanders and chain
- Max pursuits
- Max all military bases
- Spam max turrets
- Spam max DPS anywhere near DJ

Player 2

Instructions



DPS

Waves

Strategy (POV: <https://youtu.be/Rz03Z6vumpA>)

Placement Map








0 - 40

- Place 5 lvl 2 military bases
- Upgrade all to lvl 3
- Upgrade all to lvl 4
- Place lvl 3 DJ set to green
- Place 7 lvl 2 rangers
- Max DJ
- Spam max pursuits top path
 - Remember to always move pursuits with ability if you have to

- Max all rangers
- Max military bases
- Spam max DPS anywhere near DJ
- On final wave, set DJ to **red**

Player 3

Instructions				
<div>Lv.100 BOSS</div> 				<div>DPS</div>
Waves	Strategy (POV: https://youtu.be/bNAUX1PiM_M)			
Placement Map				
0 - 40	<ul style="list-style-type: none"> • Place 5 lvl 3 crook bosses <ul style="list-style-type: none"> ◦ Place em in straight line like this 			



-
- Place 5 lvl 4 military bases one by one (use airstrike on hordes)
- Spam max pursuits top path
 - Remember to always move pursuits with ability if you have to
- Max all military bases
- Max all crook bosses
- Spam max turrets / rangers
- Spam max DPS anywhere near DJ

Date	Update Log
17/12	Strategy Made
18/12	Strategy Released Added P1 POV
19/12	Added Elite Token Screenshot Proof Added Tutorial Video
23/12	Player 3 Change (Uses Turret instead of Ranger)
16/1	L