












CISD Elementary eLearning Lessons





Grade Level	Third
Week of	April 27 - May 1
Virtual Office Hours	Third Grade teachers will be available via email for office hours from 1:00pm - 2:00pm
Lesson Checklist	If you would like a way to keep track of all assignments for the week, here is a checklist you can use: All required assignments are due Friday, May 1st.
<div> Online Resources Accommodations and/or Modifications </div>	


Subject	Daily Learning				
	Monday	Tuesday	Wednesday	Thursday	Friday
Word Study Student Expectation: I can change the meaning of a word by adding a suffix	Watch the Brain Pop video Roots, Prefixes, & Suffixes and focus on the suffixes. Username:@Carroll Password: Dragons1 Take a look at this week's Word list	Watch the Suffixes Video to learn more about suffixes like -full -ness and -ly. Watch the Prefixes and Suffixes Song .	Choose an activity from the Word Study Choice Board to use with 10 of your words from this week	Choose an activity from the Word Study Choice Board to use with 10 of your words from this week	
Work to Turn In *All work in this row is required and should be turned in by Friday.	Complete the "Suffixes Word Sort" activity in Seesaw. 				
Enrichment/Optional SeeSaw Activity: Enrichment: A Magic School- Writing Fun!					

	Monday	Tuesday	Wednesday	Thursday	Friday
<p>Reading</p> <p>Student Expectation: I can use metacognitive skills to deepen my comprehension of texts.</p> <p>I can make connections to personal experiences, ideas in other texts, and society.</p>	<p>Click on the following link to Storyworks Jr. and read through the paired texts The Boy Who Couldn't Smile/1,000 Reasons to Smile</p> <p>*Password: godragons2020</p> <p>Read independently for 15 minutes.</p> <p>*Resources for online reading listed under Thursday of this week.</p>	<p>Watch the following video to learn more about how to compare and contrast topics.</p> <p>BrainPOP Jr. Compare and Contrast</p> <p>Username: @carroll Password: dragons1</p> <p>Reread the paired texts The Boy Who Couldn't Smile/1,000 Reasons to Smile and complete the "Compare and Contrast" activity in your Seesaw account.</p> <p>Read independently for 15 minutes.</p> <p>*Resources for online reading listed under Thursday of this week.</p>	<p>Reread the paired texts The Boy Who Couldn't Smile/1,000 Reasons to Smile and complete the "Quiz" that is in your Seesaw account.</p> <p>Read independently for 15 minutes.</p> <p>*Resources for online reading listed under Thursday of this week.</p>	<p>Read independently for 30 minutes</p> <p>Resources for Online Reading:</p> <ul style="list-style-type: none"> • Destiny Login with your s number without the s Password: Dragons • Rivet • Epic • Bookflix OUES: css1050 RES: css0301 JES: css1301 WGES:css2520 CES: css1705 	<p>REQUIRED Istation 30 minutes</p> <p>Istation Login Instructions</p>
<p>Work to Turn In</p> <p>*All work in this row is required and should be turned in by Friday.</p>		<p>Complete the Compare and Contrast activity in Seesaw.</p> <p></p>	<p>Complete the Quiz in Seesaw.</p> <p></p>		

	Monday	Tuesday	Wednesday	Thursday	Friday
<p>Writing</p> <p>Student Expectation:</p> <p>I can identify adjectives in a sentence and use them correctly in my writing.</p>	<p>Watch the BrainPop video for Adjectives.</p> <p>Username:@Carroll Password: Dragons1</p> <p>Take the quiz for review.</p>		<p>View the video about adjectives.</p>		<p>After reading the paired texts The Boy Who Couldn't Smile/1,000 Reasons to Smile complete the vocabulary writing activity in Seesaw that connects to our reading lessons. Make sure your sentences are complete with ending punctuation and make sure your sentences show that you know the meaning of the word.</p>
<p>Work to Turn In</p> <p>*All work in this row is required and should be turned in by Friday.</p>		 <p>Complete the Thinking About Adjectives activity in Seesaw</p>		 <p>Complete the The Adjective Store activity in Seesaw.</p>	 <p>Complete the Paired Text Vocabulary activity in Seesaw</p>

	Monday	Tuesday	Wednesday	Thursday	Friday
<p>Math</p> <p>Student Expectation: I can manage my financial resources effectively for lifetime financial security.</p> <p>Imagine Math *3 lessons a week suggested</p>	<p>20.1 Making an Income</p> <p>Lesson: Watch handsonbanking.org (6 short videos about Zing the Alien!) You and Your Money</p> <p>Activities: Printable Practice Making Money (You do not have to print, you can write your answers on paper or talk about them with an adult.)</p>	<p>20.2 Cost of Resources (Supply and Demand)</p> <p>Lesson: Watch Think Central interactive video 20.2: Cost of Resources</p> <p>Activities: Printable Practice: Supply and Demand Farm Problems (You do not have to print, you can write your answers on paper or talk about them with an adult.)</p> <p>Seesaw activity: Supply, Demand, and Price</p> 	<p>20.3 Spending Decisions</p> <p>Lesson: Watch handsonbanking.org (6 short videos about Zing the Alien!) Budgeting</p> <p>Activity: Printable Practice Dollar Dilemmas (You do not have to print, you can write your answers on paper or talk about them with an adult.)</p>	<p>20.4 Borrowing and Credit</p> <p>Lesson: Watch handsonbanking.org (6 short videos about Zing the Alien!) Credit and You</p> <p>Watch BrainPopJr video: Needs and Wants</p>	<p>Review Day</p> <p>Lesson: Study these vocabulary words. Discuss them with a family member: Financial Literacy Vocabulary</p> <p>Do one Imagine Math lesson</p> <p>For Fun: Math Outside Choice Board</p>
<p>Work to Turn In *All work in this row is required and should be turned in by Friday.</p>			<p>Seesaw activity: Planned and Unplanned Spending</p> 	<p>Seesaw activity: Economics: Needs and Wants</p> 	
<p>Enrichment/Optional SeeSaw Activities: Enrichment- The Cost of Building Enrichment- Cha-Ching- Financial Literacy</p>					

	Monday	Tuesday	Wednesday	Thursday	Friday
Science Student Expectation: I can explore how structures and functions of plants and animals allow them to survive in a particular environment.	Listen to Science Rock: Adaptations Watch: What are Adaptations? Optional: Crash Course Kids Living Things Change	Watch: Adaptations at Animal Wonder Optional: *Mystery Doug Why do snakes shed their skin? *In Seesaw, complete the following activity and submit. Getting Adaptations Started 	Mystery Doug Why do bears hibernate? Optional: *In Seesaw, complete the following activity and submit. Physical vs Behavioral Adaptations 	Brainpopjr.com Plant Adaptations Complete the Easy Quiz Optional: Belly up Pop A Joke	Optional: Mystery Science Why do dogs wag their tail? Field Journal
Work to Turn In: *All work in this row is required and should be turned in by Friday.				In Seesaw, complete the following activity and submit. Plant and Animal Adaptations 	In Seesaw, complete the following activity and submit. Adaptations Assessment 
Enrichment/Optional SeeSaw Activity: Enrichment- Chant Report-Fact Report					

	Monday	Tuesday	Wednesday	Thursday	Friday
Social Studies Student Expectation: 3.8 E I can identify individuals who started new businesses. Social Studies activity may be done on any day during the week	Read about Mary Kay Ash on PebbleGo. Username: engaged Password: learning Optional: Watch Mary Kay Ash video .				
Work to Turn In *All work in this row is required and should be turned in by Friday.	In Seesaw, complete the Mary Kay Ash activity in your teacher's Seesaw assigned activities. 				
Enrichment/Optional SeeSaw Activity: Enrichment: Virtual Field Trip Monday! Disney World! (Fun Friday activity)					

<div>ENCORE</div> <div>Resources and optional activities</div>				
<div>Science Lab</div> <div>SeeSaw Activities: Co2 Extinguisher Invisible Soda</div>	<div>Art</div> <div>Explore https://www.metmuseum.org/art/online-features/metkids/ Hop into the Time Machine and learn all about art from different time periods and geographic locations! With parent permission, choose a guided drawing to complete from Art for Kids Hub on YouTube.</div>	<div>Music</div> <div> Sing Along Song: Happy Learn about Tempo: Presto Largo Song Fast or Slow Means Tempo Video Listening Scavenger Hunt </div>	<div>P.E.</div> <div> Physical Education Activities for K-4 </div>	<div>Library</div> <div> Virtual Learning Resource List </div>