

Traditional Animation Materials List

Note this materials list is subject to change and may be out of date. For current recommended materials contact the 2D ANM Dept. Administrator at Academy of Art University. Many of these items are “recommended” or “suggested” , but other similar items could be substituted. For example Faber-Castell Drawing Pencils - you can use any standard quality brand of drawing pencil, such as Tombow or Staedtler Mars , or Derwent ... it doesn't have to necessarily be Faber-Castell pencils .

<u>Item #</u>	<u>Item</u>	<u>Quantity</u>
8152	<p>Art Alternatives Sketch & Draw Sketch Book - Hard-Bound - 8-1/2" x 11"</p> <p>(or any good quality sketchbook 8-1/2" x 11" or larger)</p>	1
8717	<p>Faber-Castell - Castell Drawing Pencil - HB (box of 12)</p> <p>Or other good quality brands of graphite drawing pencils such as Tombow , or Staedtler Mars Lumograph.</p> <p>YOU CAN USE DIFFERENT “WEIGHTS” OF PENCILS (H, HB, B , 2B, 4B, etc.) depending on what you prefer.</p> <p>The two most commonly used are HB and B , so that's why those are listed on the Materials List.</p>	12
8188	<p>Faber-Castell - Castell Drawing Pencil - B (box of 12)</p> <p>Or any other good quality brands of graphite drawing pencils such as Tombow , Blackwing 602, or Staedtler Mars Lumograph.</p>	12
8604	<p>Col-Erase Pencil - Blue (or Light Blue , but <i>NOT</i> Non-Photo Blue; non-photo blue is too light and hard.) (box of 12)</p>	12

8605		OR Col-Erase Pencil - Carmine Red (box of 12)	12
9778		X-Acto - School Pro Electric Pencil Sharpener (or any other good quality brand of electric pencil sharpener. It doesn't have to be X-Acto brand.)	1
8171		Design - Kneaded Rubber Eraser - Large Note: try NOT to use the hard pink eraser on the end of your pencil. It is too harsh and will cause the surface of your paper to become worn out more quickly. Use the GREY soft kneaded eraser because it won't chew up the surface of your paper as much through multiple erasures.	2
9053		Mars/Staedtler - Mars White Plastic Eraser	1

Recommended (optional items)

<u>Item #</u>	<u>Item</u>	<u>Quantity</u>

8261	<p>Studio Designs - Swing Arm Lamp -</p> <p>A sturdy clamp-on desk lamp (Luxo-Lamp or equivalent) for illuminating the top surface of your drawing board and saving your most precious commodity - your sight!</p>	1
------	---	---

8421	<p>Art Alternatives - Natural Hair Dusting Brush - 10"</p> <p>NEVER wipe your hand or fingers across a drawing while animating or handling a scene. The oils from your hands will smear the graphite or make the surface of your paper less easy to erase. To clear away small eraser crumbs or graphite dust use a soft hand brush available from most art supply stores.</p>	1
------	---	---

General Supplies for Traditional Animation

(purchase from third-party animation supply vendors)

Please order carefully and be sure to allow sufficient time to receive your materials before the first day of class.

When purchasing your supplies, be sure to refer ultimately to this page rather than other websites. Please check all items and quantities carefully before completing your order.

[Read Vendor Instructions Here](#)

Required Animation Supplies

Item #	Item	Vendor	Quantity
	<p>Portable Animation Desk with Plexiglass Animation Disc and Peg Bar -</p> <p>An animation disc is made of translucent white plexiglass with an Acme peg bar permanently mounted or taped-down flush to the surface of the disc. The disc is mounted in a round 16 ½” hole cut in a drafting table or portable desktop light box . The disc turns 360 degrees allowing you to draw your characters from comfortable angles. The translucent plexiglass surface allows a backlight to show through several sheets of paper. The peg bar is mounted in the disc to keep your animation drawings in perfect registration with one another. Download the resource file “Animation Student’s Guide to Animation Desks” for more information on the various types of Animation disc and desk configurations available.</p> <p>A very reasonably priced combination Portable Animation Desk with Disc may be purchased from Colin Johnson Animation Desks. This is probably the best value for the money you will find for a traditional animation desk and is highly recommended. (Colin Johnson also sells the Animation Disc alone, without the light box).</p> <p>A stand-alone plexiglass Animation Disc (for mounting into a drafting table or other light box you may already own) may be purchased from Lightfoot Animation Supplies, Cartoon Supplies, or Cartoon Colour Co.</p>	<p>Animation Supply Vendor</p>	<p>1</p>

	<p>Lightfoot Animation or Cartoon Supplies also sells a suitable Portable Animation Desk but it is more expensive than the desk available from Colin Johnson Animation Desks.</p> <p>A <i>wooden drafting table</i> with pre-cut 16 ½” hole to mount a standard animation disc is available from Cartoon Colour Co. While larger and more expensive than some portable animation desks the drafting table has the advantage of being full adjustable in both height and angle of the drawing board surface so it can be adjusted to the individual artist’s comfort.</p> <p style="text-align: center;">Other Alternatives for Animation Desk /Lightbox can be found here:</p> <p>https://animation-studio-stuff.blogspot.com/2009/05/purchasing-animation-desk-or-lightbox.html</p> <p>https://animation-studio-stuff.blogspot.com/2009/05/purchasing-animation-disc.html</p>		
	<p>Ultra Thin Tape Down Acme Peg Bar -</p> <p>An ultra-thin metal tape down peg bar is useful for attaching to an animation disc or light box surface that does not have a peg bar pre-installed or for attaching along the edge of a flat bed scanner to keep your drawings in perfect registration when scanning. (*Optional: you should consider buying 2 tape down peg bars, one for your animation disc or light box , and one dedicated to your scanner so you don’t have to switch it back and forth from the scanner to your drawing table.)</p> <p>Lightfoot Animation Supplies sells a reasonably priced metal tape down peg bar. Cartoon Colour Co. also sells an appropriate</p>	<p>Animation Supply Vendor</p>	<p>1</p>

		<p>tape-down metal peg bar.</p> <p>Information on Video Capturing or Scanning your drawings on a peg bar can be found in the PDF resource booklet: "Image Capture Techniques for Hand-Drawn Animation".</p>		
		<p>Acme Punched Animation Paper -</p> <p>12 Field Ingram Bond animation paper is recommended, although either 10 Field or 12 Field paper may be used. Purchase at least one ream (500 sheets)</p> <p>Available from Lightfoot Animation Supplies or Cartoon Supplies.</p> <p>Other suppliers for Animation Paper are Cartoon Colour Co. and ChromaColour International.</p>	<p>Animation Supply Vendor</p>	1 ream
		<p>Exposure Sheets -</p> <p>The Exposure Sheet ("X-sheet") is used in traditional animation to manage and record all important information about the timing and movement of an animated scene, along with sound and camera move notations. Pre-printed blank X-sheets are available from animation vendors such as Lightfoot Animation, and Cartoon Colour Co.</p> <p>FREE, printable blank X-sheet templates are available for downloading from the animation resource site AnimationMeat.com</p>	<p>Animation Supply Vendor</p>	1
		<p>Peg Hole Reinforcements -</p> <p>These are used for strengthening the peg holes in the animation paper to keep the stretching and tearing of peg holes to a</p>	<p>Animation Supply</p>	1

	<p>minimum. This will prevent your drawings from jittering or shifting when shot or scanned on the pegs. You will need a box of both the Round peg hole reinforcements and the Flat (oblong) peg hole reinforcements.</p> <p>Available from ChromaColour Intl., and Cartoon Colour Co.</p>	Vendor	
--	--	------------------------	--

Recommended (optional equipment)

Item #	Item	Vendor	Quantity
	<p>Mirror -</p> <p>Ideally you should have access to a small hand mirror for observing your own face in making facial expressions and dialogue mouth shapes. A larger full-length mirror will assist you in observing yourself posing for full body poses. (A digital video camera or HD webcam is also useful for recording yourself going through actions or facial expressions).</p>	<i>General Retail Store</i>	1
	<p>Shelves or Scene Stackers -</p> <p>It is useful to have some multi-level shelves (known in the industry as "scene stackers") to store your animation drawings. Scene stackers can be seen illustrated in the PDF booklet "Animation Student's Guide to Animation Desks".</p> <p>These don't need to be expensive pieces of</p>	<i>Hardware Store</i>	1

		<p>furniture, but merely functional. Stacking file crates ("milk bottle crates") obtainable from most office supply stores make good, inexpensive scene stackers. Make sure the width and depth of whatever type of shelving you will be using to store your artwork is deep enough and wide enough to match the size of paper you are using (i.e. "12 Field" paper is 12.5" x 10.5", so you need shelves that will hold at least that size paper. A shelf that is wide enough but not quite deep enough can be extended outwards a few inches with a thin piece of masonite board or chipboard.</p>		
--	--	--	--	--

8486		<p>Art-O-Graph LightTracer II Light Box (12" x 18" size) - This is a less expensive alternative to purchasing the Animation Desk with plexiglass Disc . If you purchase the Art-O-Graph LightTracer II Lightbox (12" x 18" size) you will also need to purchase an Ultra-Thin Metal Acme Pegbar from Lightfoot Animation or Cartoon Supplies to convert it into an animation light box. Lightfoot Animation and Cartoon Supplies also sell a version of the LightTracer II lightbox with a plastic Acme Peg Bar built-in . A similar type of animation light box with built-in peg bar is available from Cartoon Colour Co.</p> <p>*NOTE: you do not need to purchase <i>both</i> a Portable Animation Desk with Plexiglass Animation Disc and the LightTracer II Light Box (with Acme Peg Bar) . <u>Choose one or the other</u> , although the Portable Colin Johnson Animation Desk with Plexiglass Animation Disc is highly recommended.</p>		1
------	--	---	--	---

Vendor Instructions

Animation Supply Vendors

Some helpful resources for purchasing certain animation supplies:

- [Lightfoot Animation Supplies](#)
- [Cartoon Supplies](#) (same company as Lightfoot)
- [Colin Johnson Animation Desks](#) (best source for portable animation desk.)
- [Cartoon Colour Co.](#)
- [ChromaColour International](#)
- [ToonBase Animation Supplies \(Germany\)](#)
- [Studio Schopman Animation Supplies \(Belgium\)](#)
- [Champagne Dessin Anime \(France\)](#)
- [Adam Montmartre \(France\)](#)
- [ChromaColour U.K. \(Britain\)](#)
- [Animator Web \(Japan\)](#)

For Stop-Motion Animation Supplies:

- [Animateclay.com](#) (armature wire, eyes, etc.)
- [Modularhose.com](#) (plastic doll armature pieces)

Useful resource booklets:

- [Animation Student's Guide to Animation Desks](#)
- [Image Capture Techniques for Hand-Drawn Animation](#)
- [Animation Studio Stuff for Students Blog](#)

Hardware Store

Order items from online hardware stores or at your local store:

- [Home Depot](#)
- [Lowe's Home Improvement](#)
- [Ace Hardware](#)

Required Books:



The
Animator's Survival Kit--Revised Edition; A Manual of
Methods, Principles and Formulas for Classical,
Computer, Games, Stop Motion and Internet Animators

Author(s)


Williams, Richard

ISBN

9780865478978

- [Available at Academy Library](#)

Faber & Faber; 2nd edition, 2012



Animation Crash Course

Author(s)

Goldberg, Eric


ISBN

9781879505971

- [Available at Academy Library](#)

Character

Recommended Textbooks



Animation

from Pencils to Pixels: Classical Techniques for the Digital Animator

Author(s)

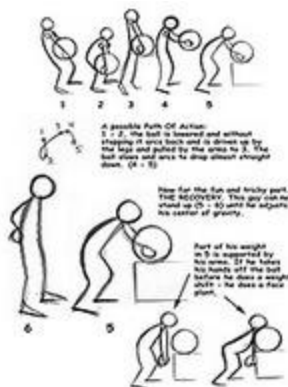
White, Donna

ISBN

9780240806709

- [Available at Academy Library](#)
- [Available online at the ebrary](#)

Publisher(s): Elsevier Science & Technology



[Simplified](#)

[Drawing for Planning Animation](#)


Author(s)

Gilbert, Wayne

ISBN

- [Available at Academy Library](#)

Buy this book directly from the author at Anamie website: www.anamie.com



Creating Characters With Personality


Author(s)

Bancroft, Tom

ISBN

9780823023493

- [Available at Academy Library](#)



Cartoon Animation

Author(s)

Blair, Preston

ISBN

9781560100843

- [Available at Academy Library](#)

Textbook Instructions

Please be sure to order your books as soon as possible and in time for your first day of class! (International Students - When buying books and materials online please make certain the vendor ships internationally.)



You can purchase discounted books for this course at the [Academy of Art University Virtual Bookstore](#) (powered by eCampus.com). The Virtual Bookstore is also a great place to find discounted school supplies and Academy of Art University branded items such as notebooks and apparel.

AAU Library Instructions

The AAU Library is located at:

180 New Montgomery St.

6th Floor

San Francisco, CA 94105

You can check availability of resources at <http://library.academyart.edu>

Ebrary Instructions

You can view many of these books in our [Ebrary](#)

Other Alternatives for Animation Desk /Lightbox can be found here:

<https://animation-studio-stuff.blogspot.com/2009/05/purchasing-animation-desk-or-lightbox.html>

<https://animation-studio-stuff.blogspot.com/2009/05/purchasing-animation-disc.html>