

ParentVue Directions

SYNERGY is a completely web-based student information system that tracks class schedule, grades, attendance, behavior, and health data for each student.

A component of this package includes a ParentVUE portal - a safe and secure way for parents/guardians to access information about your student's academic progress. Parent account activation is a self-registration process. Each parent/guardian is provided a unique activation key code that is one time use for activating your account only.

******In order to use ParentVUE you must have an email account.*

STEP 1: Go to the [Laporte School Website](#)

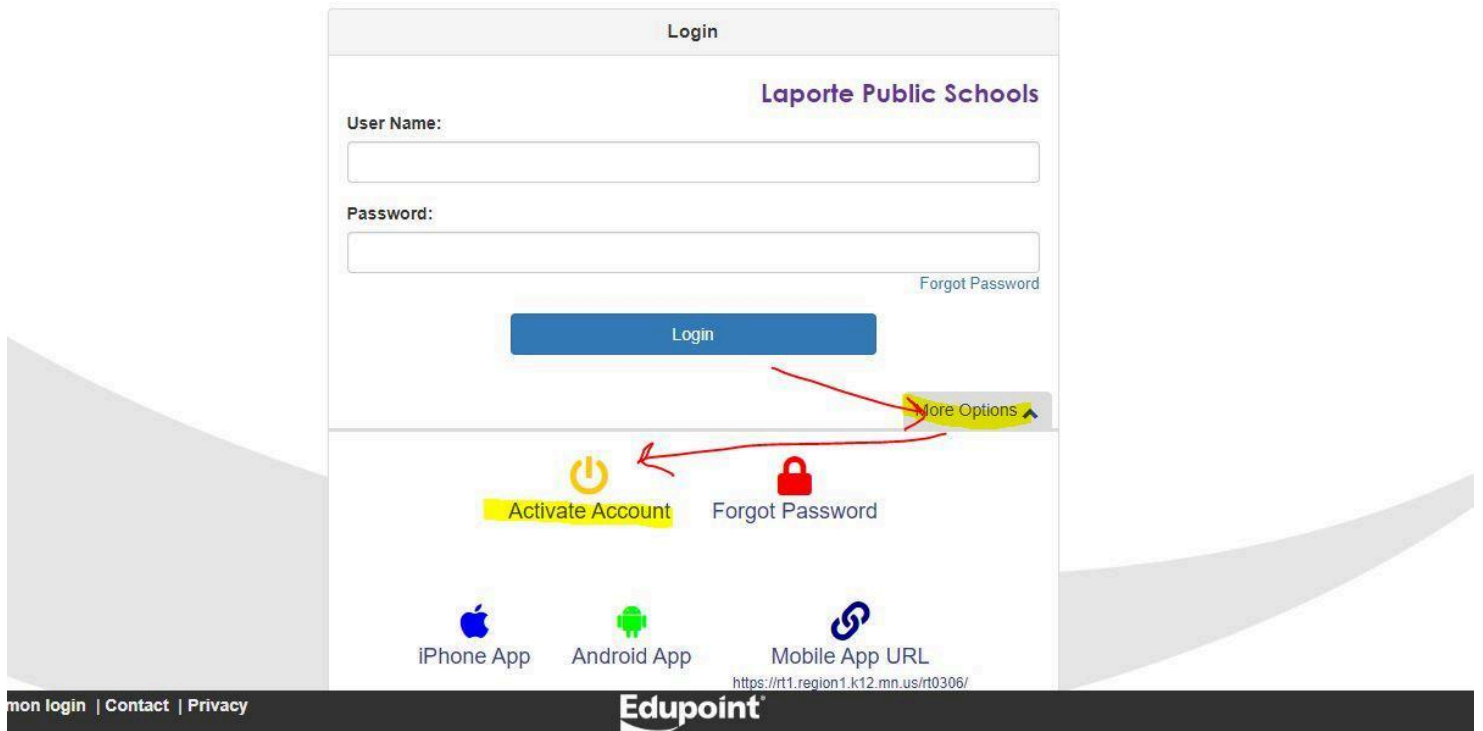
Scroll Down to the **Quick Buttons-** Click on ParentVue Icon below

The screenshot displays the navigation menu of the Laporte School Website. It is divided into four main sections: Quicklinks, Upcoming Events, Quick Buttons, and Calendar.

- Quicklinks:** A vertical list of links including News, Weekly Calendar, 2022-2023 School Year Calendar, Phone Directory 2022, Staff Resources 2022-23, Student Resources, Accelerated Reader Laporte School, Employment Opportunities, School Board, School Store, and Search.
- Upcoming Events:** A scrollable list of events. The first event is on Thursday, Nov 10, 2022 at 1:00pm: Parent/Teacher Conferences. The second event is on Monday, Nov 14, 2022 at 6:00pm: Basketball Practice Starts -GIRLS. The third event is on Monday, Nov 14, 2022 at 6:00pm: School Board Meeting @ Media Center. The fourth event is on Friday, Nov 18, 2022: More events.
- Quick Buttons:** A vertical stack of three buttons. The top button is for SMART HR. The middle button is for Synergy Education Platform, with the ParentVUE logo (powered by Synergy) highlighted in yellow. The bottom button is for StudentVUE (powered by Synergy).
- Calendar:** A calendar for November 2022. The days of the week are Su, Mo, Tu, We, Th, Fr, Sa. The date 7 is highlighted in blue.

At the bottom of the screenshot, a taskbar is visible with the time 11:31 AM.

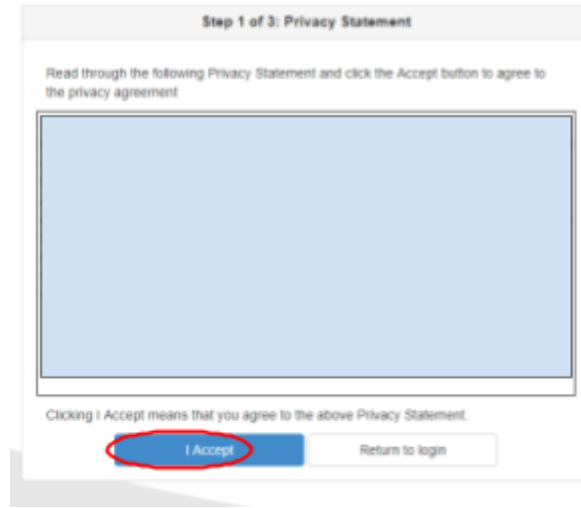
STEP 2: Click the “More Options” Tab then select “Activate Account”



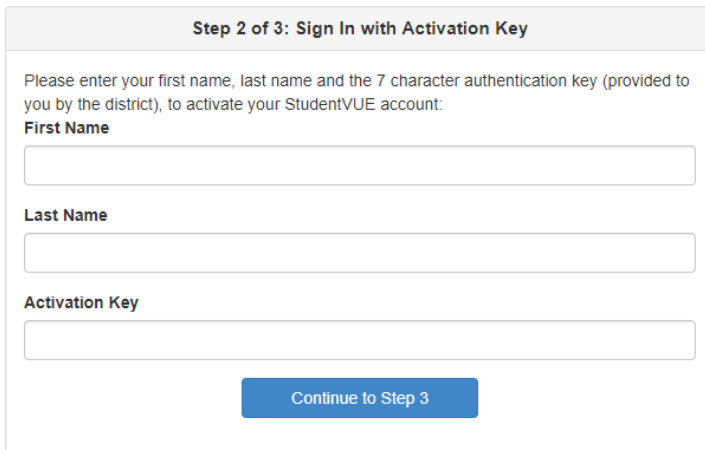
STEP 3: Click on “I am a Parent”



STEP 4: Read through the privacy statement and click **Accept**.



STEP 5: Enter your First Name, Last Name, and 7 character activation key from the bottom of the Activation Letter. You can get this from the Laporte School Office. Then click the **Continue to Step 3** button.



STEP 6: Create a username, password, and enter your email. Then click the Complete Account Activation button.

You can also find the ParentVUE app for your phone. Just search for ParentVue and look for this icon.



ParentVUE 4+
Edupoint Educational Systems
#97 in Education
★★★★★ 2.7, 42 Ratings
Free

Logging in once activation is complete:

Once you have activated your account you no longer need to use the activation key.

STEP 1: Go to the [Laporte School WebSite](#)

Scroll Down to the **Quick Buttons- Click on ParentVue**

The screenshot shows the 'Quick Buttons' section of the Laporte School Website. It features four main columns: 'Quicklinks', 'Upcoming Events', 'Quick Buttons', and 'Calendar'. The 'Quick Buttons' column is highlighted with a yellow background and contains three logos: 'SMART HR', 'Synergy Education Platform', and 'ParentVUE powered by Synergy'. The 'ParentVUE' logo is highlighted with a yellow box. Below it is the 'StudentVUE powered by Synergy' logo. The 'Calendar' column shows a calendar for November 2022 with the 7th highlighted. The 'Upcoming Events' column lists events for Thursday, Nov 10, 2022 (Parent/Teacher Conferences) and Monday, Nov 14, 2022 (Basketball Practice Starts -GIRLS and School Board Meeting @ Media Center). The 'Quicklinks' column lists various resources like News, Weekly Calendar, and Phone Directory.

STEP 2: Click on the **I am a Parent** tab.

ParentVUE and StudentVUE Access

The screenshot shows two buttons for accessing ParentVUE and StudentVUE. The left button is labeled 'I am a parent' and features a blue icon of two people. A red arrow points to this button. The right button is labeled 'I am a student' and features a blue icon of three people. Both buttons have a right-pointing arrow.

STEP 3: Enter the user name and password you chose when first activating your account.

ParentVUE Account Access

Login

Laporte Public Schools



User Name:

Password:

[Forgot Password](#)

[Login](#)

[More Options](#) ^

 [Activate Account](#)  [Forgot Password](#)