


THE HOSPITAL GAME GUIDE

Location Searches: Hospital, Playroom, Ridinghood Design Studio, Perfumer's Workshop, Street Patrol, Psychotherapist's Office, Tower, Throne Room, Laboratory, Mirror World Chess.

Trading Item are found in these locations with an Anomaly:

Alice's Room, Antiques, Artist's Room, Backstreets, Behind The Scenes, Boudoir, Captain's Cabin and At the Bottom, Confectioner's Shop, Cheshire House, Docks, ~~Endless Station~~, Farmer's Market, Greenhouse, Library, Perfumers, Playroom, Riding Hood Studio, Warehouse, Room 404, Wash House, Observation Wheel, Psychotherapist, ~~Secret Island~~, Stone's Edge Bar, ~~Tower~~, Laboratory, Secret Department, Throne Room, Living Garden, Under the Bridge, ~~Rendezvous Avenue~~, Venice.



Medical Ethics

Investigate the Hospital.



The Formidable Nurse

Get 15 Keys in to “unlock” the location for a “Boss Battle”.

They are obtained by trading with either the Robot Nurse or Gremlin Patient.

Or they can be purchased for 1 Blue Crystal each by clicking on the key.

If you already have keys in your inventory from a prior purchase, you can buy these and it will satisfy the quest.

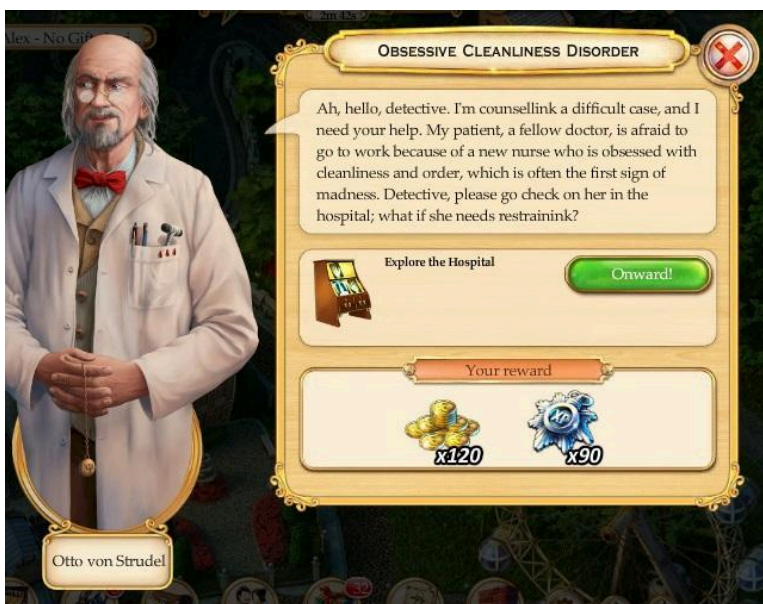


Turning in any of the collections that gives the keys will also satisfy the quest.



Matters of Speciesism

Defeat Nurse Mildred.



Obsessive Cleanliness Disorder

Explore the Hospital.




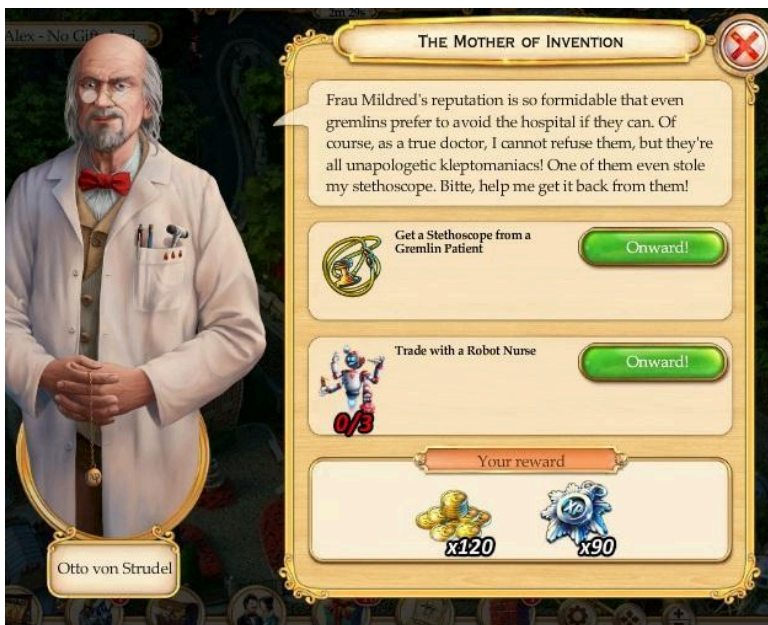
Regular Maintenance

Defeat Nurse Mildred 5 times.



The Mother of Invention

Dwarves' Healthcare



The Mother of Invention

Get a Stethoscope from the Gremlin Patient.

Trade with the Robot Nurse 3 times.



The Right Tool For the Job

Find a Thermometer in the Hospital in Words mode.



Tit for Tat

Get the Blood Pressure Meter from a Robot Nurse

Find the Stopwatch in the Hospital in Comparison Mode.



Identity Crisis

Find the Tongue Depressor in the Hospital with the Into the Mirror World anomaly.

(Summon with the Gambling Table)

Turn in the Medical paraphernalia Collection



This is the end of this quest series.



Dwarves' Healthcare

Find a White Nurse's Cap in the Playroom

Explore the Hospital 3 times.



Dress For the Job You Don't Want

Find a Nurse's Dress in the (Ridinghood) Design Studio.

Get a Clean Apron from the Robot Nurse.



Eye For Detail

Find a Surgical Mask in the Perfumer's Workshop.

Explore the Hospital.



Bows and Ribbons

Get Medical Stockings from a Gremlin Patient.

Explore the Hospital 2 times.



Nurse Nonpareil


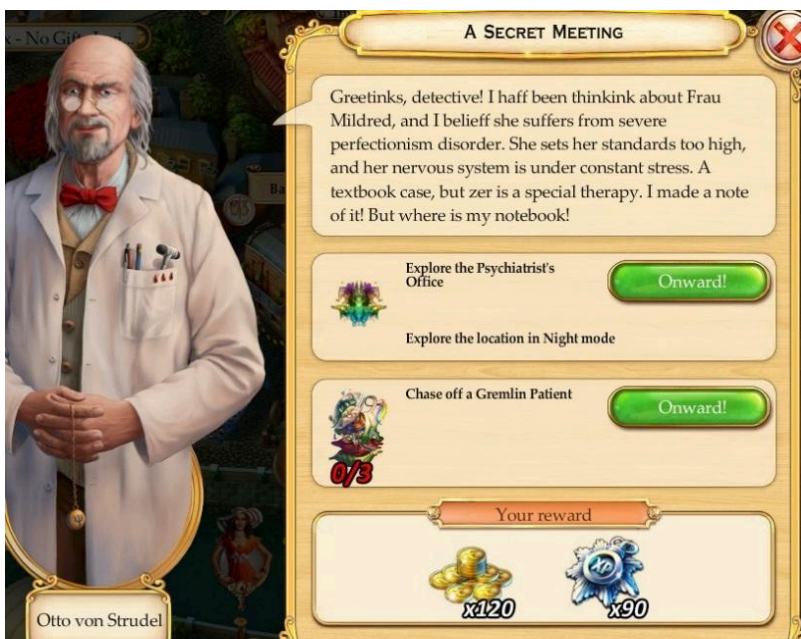
Turn in the Born to Be a Nurse Collection.



Not So Mild Mildred

Go to Street patrol 2 times

Explore the Hospital 3 times.



A Secret Meeting

Explore the Psychiatrist's Office in Night mode.

Trade with the Gremlin Patient 3 times.



The Best Intentions

Find a Sleep Aid in the Ridinghood Design Studio in Comparison mode.

Trade with the Robot Nurse 3 times.



Keeping Calm

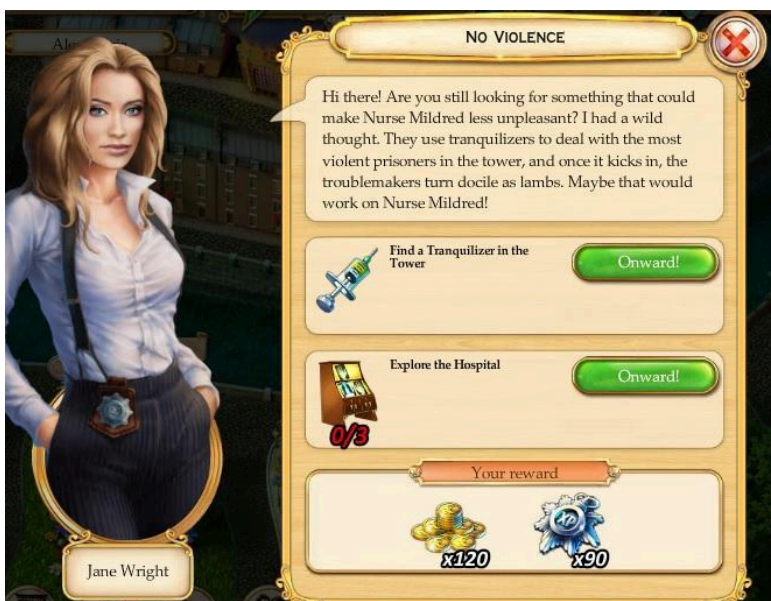


Get the Sedative from a Gremlin Patient. (Tip: If you have one in your inventory PP it instead)

Get 10 Pill Holders from a Gremlin Patient. (TIP: these are free chargers, get them from your friends)

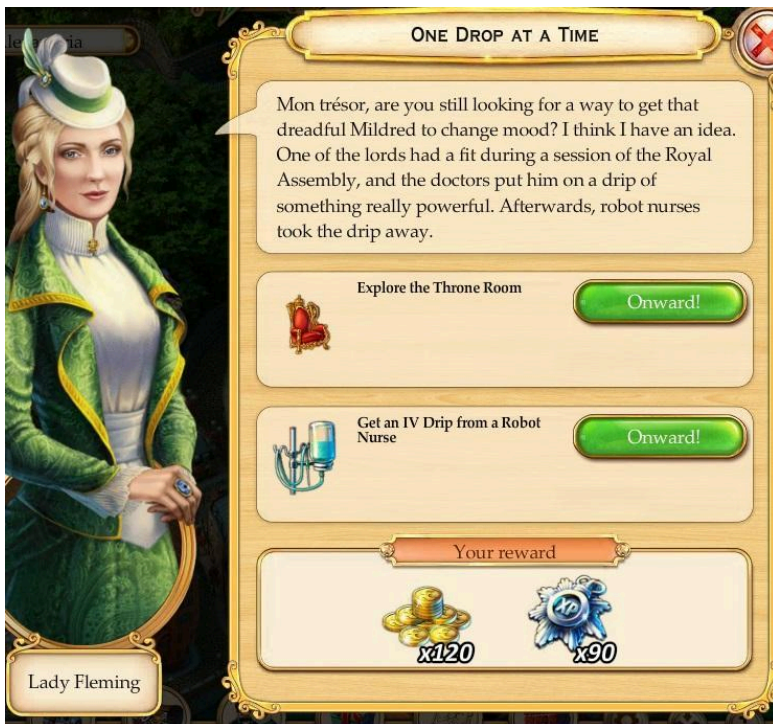


No Violence



Find a Tranquilizer in the Tower

Explore the Hospital 3 times.



One Drop at a Time

Explore the Throne Room

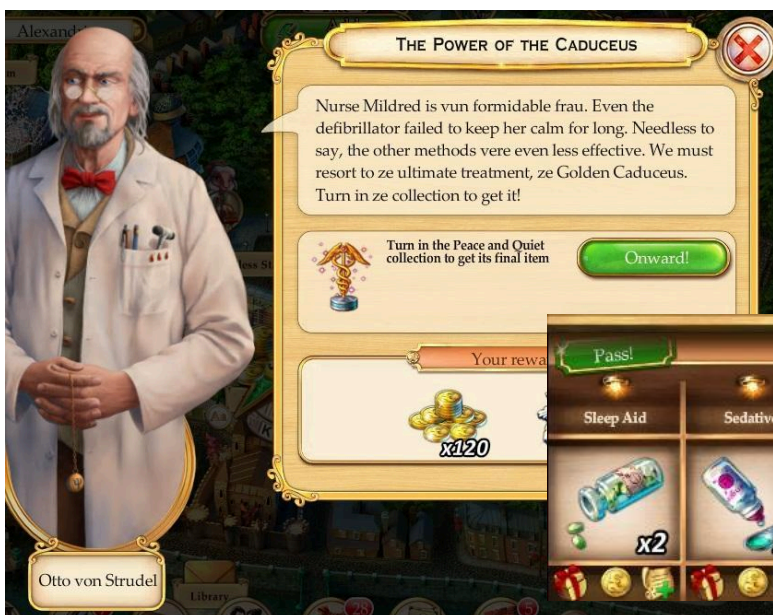
Get an IV Drip from the Robot Nurse.



Clear

Find a Defibrillator in the Laboratory in Silhouette Mode.

Explore the Hospital 5 times.



The Power of the Caduceus

Turn in the Peace and Quiet Collection.






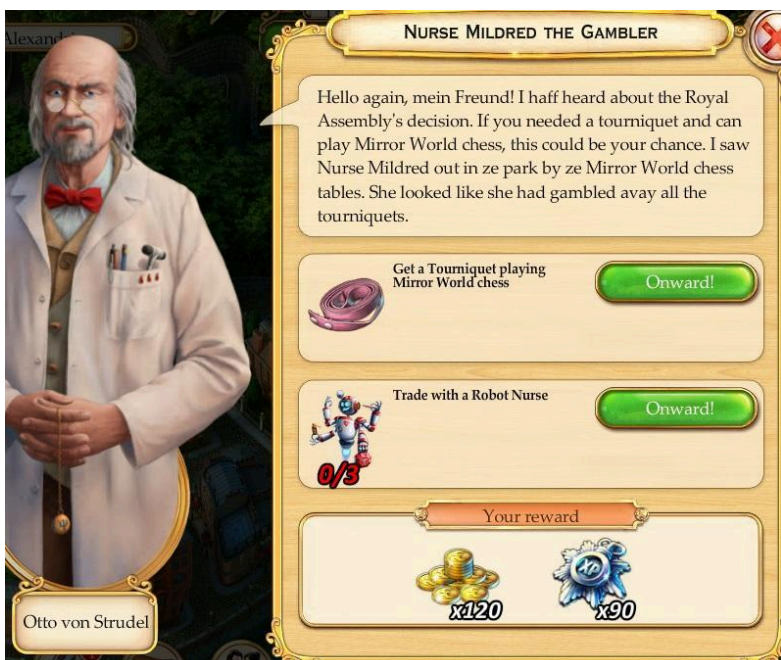
The Fragile Machine's Heart

For the Public Good



For The Public Good

Find a Bottle of Hydrogen Peroxide in the Hospital.



Nurse Mildred the Gambler

Get the Tourniquet playing Mirror World Chess.

Trade with the Robot Nurse 3 times.



Use As Directed

Find Cotton Wadding in the Hospital.

Get a Bandage from a Robot Nurse.




All's Well

Get an Adhesive Bandage from a Gremlin Patient.

Turn in the First Aid Collection.



This is the end of this quest series.



The Fragile Machine's Heart

Find an X-Ray Tube in the Hospital.



Shiny and Irresistible


Get an X-Ray Filter from a Gremlin Patient.



Ghost Busting

Find a Negatoscope in the Hospital with the Ghost Anomaly.

Chase off the Gremlin Patient 10 times.



Special Folder for Special Film

Get a X-Ray Folder from a Robot Nurse.

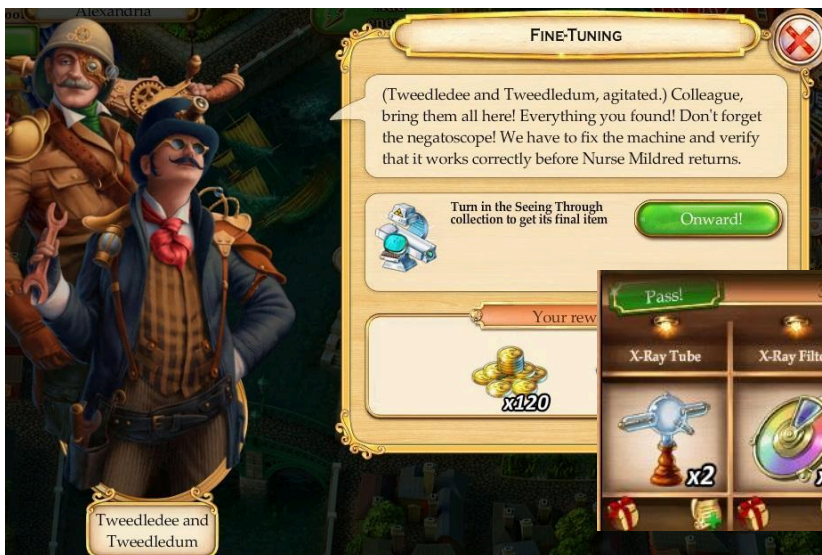
Chase of the Gremlin Patient 3 times.



The Many Uses of a Smuggling Vest

Find a Lead Lined Vest in the Hospital.

Trade with the Robot Nurse 10 times.



Fine Tuning

Turn in the Seeing Through Collection.



The Ultimate Folk Remedy


Find some Fish Oil in the Hospital.



Alleviation of Symptoms

Get the Cough Medicine from a Robot Nurse.
(Tip: Also available in the Hospital)

Find a Nasal Spray in the Hospital in Night Mode.



Tried and True

Get the Mustard Plasters from a Gremlin Patient.

Tip: Also available in Hospital – Mastery Level 3)



Get Better Soon, Mr. Stone

Find a Photofluorogram in the Hospital.

Trade with the Gremlin Patient 5 times.



Effective Remedies

Turn in the Fighting Disease Collection.

Note: The Power Tonic is on a 24 Hour Timer.



This is the end of the Hospital quests.

<https://www.facebook.com/groups/MirrorsofAlbionHelpForum/>

<http://albionmirrors.blogspot.com/>