



Notice of Academic Standards

2025-2026

The Gilmananton School District, pursuant to sections 118.30 (1g)(a) and 120.12 (13)(b) of the state statutes, will use the following academic standards:

- [Wisconsin Standards for Mathematics \(2021\)](#)
- [Wisconsin Standards for English Language Arts \(2020\)](#)
- [Next Generation Science Standards](#)
- [Wisconsin Standards for Social Studies \(2018\)](#)
- [Wisconsin Standards for Personal Financial Literacy \(2020\)](#)
- All other academic courses not noted above will follow [Wisconsin Academic Standards](#).

A full listing of the Wisconsin academic standards for all courses can be found [here](#).

Why are academic standards important?

We must ensure that all children have equal access to high quality education programs. Clear statements about what students must know and be able to do are essential in making sure our schools offer opportunities to get the knowledge and skills necessary for success beyond the classroom.

SCHOOL ACCOUNTABILITY REPORT

The current [report](#) (23-24) for the Gilmananton School District is 56.1– *Meets Few Expectations*

Accountability Rating Category	Accountability Score Range	
	Minimum	Maximum
Significantly Exceeds Expectations – ★★★★★	83	100
Exceeds Expectations – ★★★★☆	70	82.9
Meets Expectations – ★★★☆☆	58	69.9
Meets Few Expectations – ★★☆☆☆	48	57.9
Fails to Meet Expectations – ★☆☆☆☆	0	47.9



OVERVIEW

School Details

Grades : K4-4

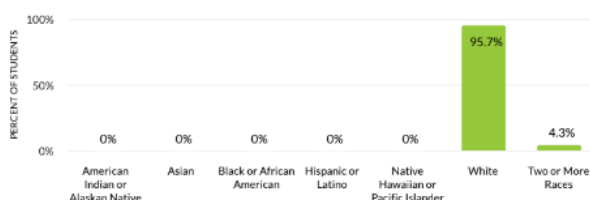
Enrollment : 46

Percent open enrollment : 10.9%

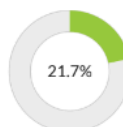
Gilmanton School District is a small school district proudly supported by our community and focuses on a wide range of educational opportunities for all students. This allows us to provide personalized learning with an average 8:1 student to teacher ratio across the district. We're proud of our high level of participation and our focus on student engagement, including music, athletics, and clubs.

The statement above is provided by the school. It is not an evaluation by the Wisconsin DPI.

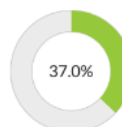
Student Groups



STUDENTS WITH DISABILITIES



ECONOMICALLY DISADVANTAGED



ENGLISH LEARNERS



Score Summary



Please use caution when interpreting scores and ratings. Multiple years of data are used throughout the report card, including updated 2023-24 assessments. For more information, see <https://dpi.wi.gov/accountability/resources>.

Overall Score

AR

Alternate Rating -
Satisfactory Progress

Star rating not applicable

Report Cards without Scores

Some schools, because of size or grade range, do not have enough data to receive a score. Public schools with insufficient data participate in an alternate accountability process. Private schools with insufficient data are not rated.



OVERVIEW

School Details

Grades : 5-8

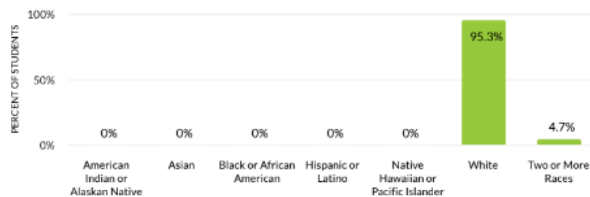
Enrollment : 43

Percent open enrollment : 23.3%

Gilmanton School District is a small school district proudly supported by our community and focuses on a wide range of educational opportunities for all students. This allows us to provide personalized learning with an average 8:1 student to teacher ratio across the district. We're proud of our high level of participation and our focus on student engagement, including music, athletics, and clubs.

The statement above is provided by the school. It is not an evaluation by the Wisconsin DPI.

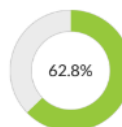
Student Groups



STUDENTS WITH DISABILITIES



ECONOMICALLY DISADVANTAGED



ENGLISH LEARNERS



Score Summary



Please use caution when interpreting scores and ratings. Multiple years of data are used throughout the report card, including updated 2023-24 assessments. For more information, see <https://dpi.wi.gov/accountability/resources>.

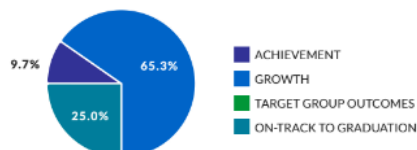
Overall Score

52.5

Meets Few Expectations



PRIORITY AREA WEIGHTS





OVERVIEW

School Details

Grades : 9-12

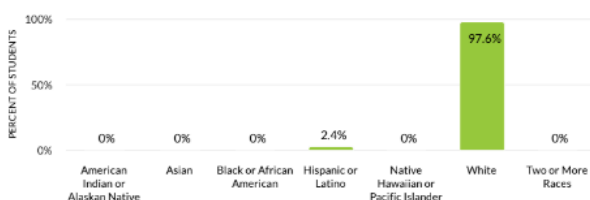
Enrollment : 41

Percent open enrollment : 24.4%

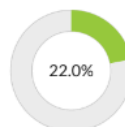
Gilmanton School District is a small school district proudly supported by our community and focuses on a wide range of educational opportunities for all students. This allows us to provide personalized learning with an average 8:1 student to teacher ratio across the district. We're proud of our high level of participation and our focus on student engagement, including music, athletics, and clubs.

The statement above is provided by the school. It is not an evaluation by the Wisconsin DPI.

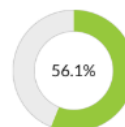
Student Groups



STUDENTS WITH DISABILITIES



ECONOMICALLY DISADVANTAGED



ENGLISH LEARNERS



Score Summary



Please use caution when interpreting scores and ratings. Multiple years of data are used throughout the report card, including updated 2023-24 assessments. For more information, see <https://dpi.wi.gov/accountability/resources>.

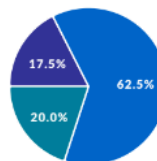
Overall Score

58.0

Meets Expectations



PRIORITY AREA WEIGHTS



- ACHIEVEMENT
- GROWTH
- TARGET GROUP OUTCOMES
- ON-TRACK TO GRADUATION

EDUCATIONAL OPTIONS

Children that reside within the boundaries of the Gilmanton School District have a variety of educational options. Their options include all educational programming sponsored by the district, dual enrollment (Early College Credit and Start College Now), Youth Apprenticeship, attendance at private schools participating in the Wisconsin Private School Choice Program, virtual schools sponsored by the district or other districts in the state of Wisconsin, full-time open enrollment to other Wisconsin public school districts, and home-based private educational programs.