









Summer Reading Skills Choice Board For Grades 3 – 5

How to Use:

- Choose one activity each day or whenever you want to practice reading. No computer or internet needed.
- Designed for kids to do mostly on their own. Parents/caregivers can encourage and listen but no extra help is required.

 Read Aloud & Talk	 Word & Vocabulary Fun	 Comprehension & Analysis	 Writing & Reflection
Read outside: Choose a chapter book or nonfiction book and read outside. Summarize the chapter or section in your own words OR reflect on the <i>theme</i> or <i>message</i> the author is conveying.	Word detective: Find 5 new words in your reading. Write their meanings and use each in a sentence. OR create a small illustrated word map showing the root, related words, and meaning connections.	Character chat: Pick a character and describe their feelings, actions, and changes throughout the story. OR Analyze the character's feelings, motivations, and actions at key points in the story. Identify how these evolve or change from the beginning to the end. Find at least 3 specific passages or quotes from the text that reveal important aspects of the character's personality, decisions, or growth.	Write a book review: Write a paragraph telling why you would or wouldn't recommend the book to a friend. OR suggest an additional book similar to the one you are recommending/an alternative in the same genre if you are not recommending and explain your selection without any spoilers.
Read a recipe or instructions: Read a recipe or instruction manual. Follow the steps to make or do something and then explain what you learned. OR use a recipe/manual as a template to make/create something new.	Build word families: Find words that share the same root or ending (like "help," "helpful," "helping"). Write them down. OR Create an illustrated word map for each root word showing: <ul style="list-style-type: none"> • The root word in the center. • Derived words branching out with their meanings and parts of speech. • Etymology notes if researched. 	Compare and contrast: Choose two characters, settings, or events from a book and explain how they are alike and different. OR list their key traits, actions, or features , noting how they influence the story or interact with other elements and find specific quotes or passages from the text that highlight these traits or details.	Create a story: Write your own short story using a character or setting from a book you read.

 Read Aloud & Talk	 Word & Vocabulary Fun	 Comprehension & Analysis	 Writing & Reflection
Read poetry aloud: Pick a poem or song lyrics. Read aloud with expression and try to identify the mood and theme. OR Find and annotate literary devices or techniques used in the poem/song that contribute to mood and theme, such as: imagery, metaphors and similes, repetition, rhyme and rhythm, and personification.	Play with prefixes and suffixes: Take 5 words and add prefixes or suffixes to make new words. Write sentences using them. OR For each new word, write: Its part of speech (noun, verb, adjective, adverb), a clear definition in your own words, and how the prefix or suffix changes the meaning of the root word.	Make predictions: Before reading a chapter, write what you think will happen and later check if you were right. OR Use specific textual evidence (quotes or paraphrases) to explain: Which parts of your prediction were accurate and why, which parts were incorrect or surprising and why, how your understanding of characters, events, or themes changed.	Write a letter to the author: Tell the author what you liked or questions you have about the book. *Ask an adult to help you mail the letter or send it as an email.
Discuss the story: After reading, talk about the story's problem and solution. Explain what you would do if you were the character. OR propose an alternative solution to the problem that the characters did not consider. Explain how this new solution might change the story's outcome or message and support your idea with logical reasoning and reference to the story's themes or characters.	Create a vocabulary quiz: Make a quiz with 5 challenging words from your reading. Test yourself or a friend. OR Create a quiz with: Multiple-choice questions for meanings, fill-in-the-blank sentences, matching words to definitions, synonyms, or antonyms and a question about word origin or morphology.	Summarize a nonfiction article: Read an article and write a summary explaining the main idea and important details. OR Write a brief reflective paragraph (3–4 sentences) answering: What did you learn from this article? How does this information connect to what you already knew or to other things you have read? What questions do you still have or what would you like to learn more about? THEN, go learn some more!	Journal about reading: Write about how the book made you feel, what you learned, or what surprised you. Add illustrations.



Tips for Parents and Caregivers:

- Encourage your child to pick activities from different columns for a well-rounded reading experience.
- Discuss books and activities together to deepen comprehension and connection.
- **Visit your local library for support:** Montgomery County Public Libraries <https://montgomerycountymd.gov/library/branches/index.html#branches>
- Digital Library Card Application: <https://mcpl.aspendiscovery.org/apply#>
- **OTHER RESOURCES to support reading/writing growth at home** from your Reading Specialist, Jessica Biagas: Jessica_L_McKelvey@mcpsmd.org
<https://docs.google.com/document/d/1XlvHjkn1SE3YgrQF4fTiirgeF3zsYbsw-BNwMu9UcTM/edit?usp=sharing>

