



Panko Warfare

 **PANKO WARFARE** 
DUO HARDCORE GEM GRIND

 **~ 600 GEMS / H**
 **30 min, NST**

 **BLEHH**



 **OUR DISCORD** 
CLICK TO REDIRECT

CREATORS 



_APC





BLEHH

NOTES


1. Must be in [Paradoxum Group](#) for an extra 100\$.
2. You should skip waves 1-20 immediately, all other waves can also be skipped optionally.
3. 1 by 1 means to place/delete/upgrade towers one at a time.
4. It is recommended to micro (sell and replace) towers on Wave 50 to kill **Void Reaver** easier.
5. Blehh strategies: [Blehh Hub](#)
6. Join our [Blehh Discord Server](#) to ask questions/give feedback.



BLEHH

LOADOUTS

DPS OPTIONS



Players	Towers				
Player 1	DPS	Ranger	Commander	Shotgunner	Farm
Player 2	(G) Minigunner	Ranger	DJ	Electroshocker	Farm



discord.gg/DrVwk3raRR

PLAYER 1

POV: <u>click</u> .				
DPS				
Waves	Strategy		Early Game Placement Picture	

Placement Map



0 - 12	<ul style="list-style-type: none"> " Place 1 lvl 1 Farm. " Place 2 lvl 1 back Shots. " Upgrade Farm to lvl 2 ☞ Place 1 lvl 2 Farm. ☞ Upgrade both Shots to lvl 2. 	
13 - 25	<ul style="list-style-type: none"> " Get 6 lvl 3 Farms total. " Place 6 lvl 2 front Shots, on strongest. " Place 1 lvl 2 front Commander, CTA on W25+ ☞ Get 8 lvl 3 Farms total. 	
26 - 44	<ul style="list-style-type: none"> " Place 2 lvl 2 Commanders, CHAIN. ☞ Place 6 lvl 2 front Shots, on first. " Place 7 lvl 2 Rangers. ☞ Max 1 Commander ☞ All Shots. 	
45 - 50	<ul style="list-style-type: none"> " Max all Commanders ☞ All Rangers. ☞ Spam DPS, micro on Wave 50. 	



discord.gg/DrVwk3raRR
PLAYER 2

POV: click.



Waves



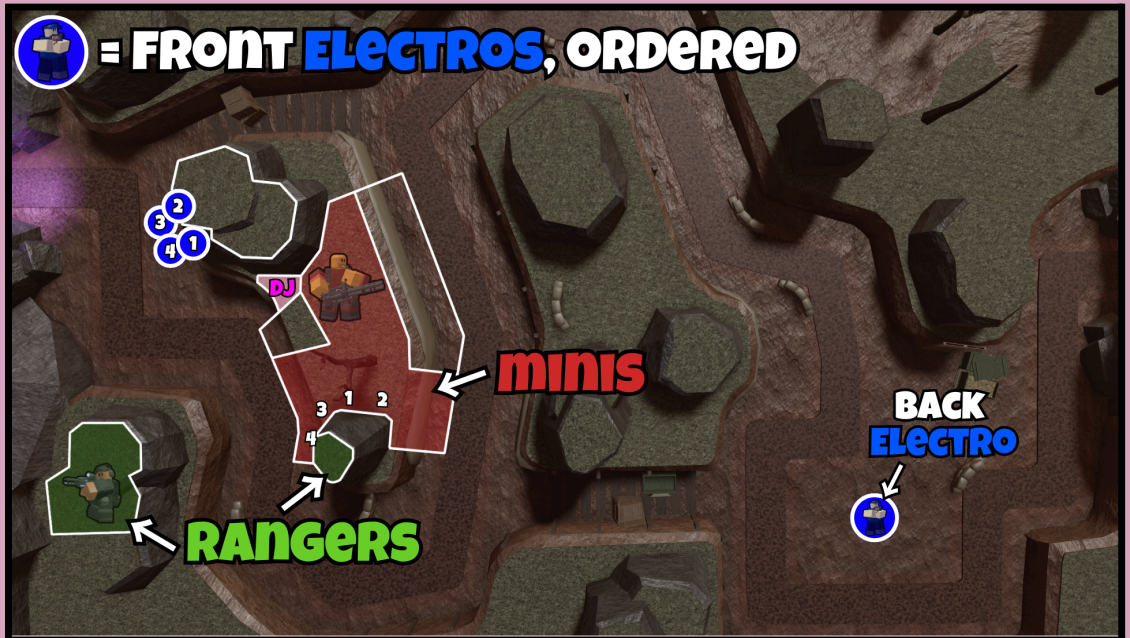
Strategy




Notes



Placement Map



0 - 16	<ul style="list-style-type: none"> " Place 2 lvl 1 Farms → Place 2 lvl 2 Farms, 1 by 1. ↘ Get 7 lvl 2 Farms total. " Place 1 lvl 2 <u>back</u> Electro. ↘ Upgrade 4 Farms to lvl 3. 	 <p>DJ TIPS 🐱</p> <p>SET DJ ON RED TRACK ON WAVES 36 AND 41-50.</p>
17 - 25	<ul style="list-style-type: none"> " Place 1 lvl 2 <u>front</u> Electro. " Place 2 lvl 2 Minis, on strongest. " Upgrade <u>front</u> Electro to lvl 4. ↘ Place 2 lvl 2 Minis, on first. 	
26 - 34	<ul style="list-style-type: none"> " Get 8 lvl 3 Farms total. " Place 1 lvl 3 DJ, green track, use ability <u>all the time</u>. " Place 4 lvl 2 Minis/2 Golden Minis. ↘ Get 4 lvl 4 <u>front</u> Electros. 	
35 - 50	<ul style="list-style-type: none"> " Place 7 lvl 0 Rangers. ↘ Max DJ → All Electros. " Upgrade Rangers to lvl 2 → Max Minis → Rangers. ↘ Spam Minis, place some in back on Wave 50. 	



BLEHH

PROOFS

POVs:

Player 1

Player 2

No Special Towers - 32:36.

Dm _apc if you have a faster time.



Special Towers - 31:22.

Dm _apc if you have a faster time.

