

Paper Title (Use style: Times New Roman, font size 18, Ctrl+L)


(space 1 font 18)

First Author¹, Second Author², Third Author³ (Bold, Calibri Light, Font Size 11, Ctrl+L)

¹ First Author Affiliation & Address, Cp. Mobile xxxx-xxxx, Country


² Second Author Affiliation & Address, Cp. Mobile xxxx-xxxx, Country

³ Third Author Affiliation & Address, Cp. Mobile xxxx-xxxx, Country

 Corresponding Author: Author@gmail.com

<https://doi.org/10.18196/jgpp.v8i3.11715>

Article Info



Article History;

Received:

XXXX-XX-XX

Revised:

XXXX-XX-XX

Accepted:

XXXX-XX-XX

Abstract: Abstract written in english with single space (one). Abstract includes a description of the purpose, methods and result. Abstract written in brief, concision and written in one alinea (up to 200 words) that summarize important research variable, purpose and methods (eg: sample and techniques analysis used), and the answer to research problem and result. Abstract contain of keywords of ideas or basic concept in the fields of study. Abstract maximal 4 words.

Keyword: Keyword 1; Keyword 2; Keyword 3.

INTRODUCTION

This section contain the research background, purpose, contribution (the research benefit from theoretical and practical), research result and implication (Practical advice based on research result). The research result and implication in introduction section are only suggestion (not required).

This template provides all the necessary information to the author regarding the formatting specifications needed for preparing electronic versions of their papers. We ask you to make your manuscript look exactly like this document. The easiest ways to do this is simply downloading the template, and replace (copy-paste) the content with your own material. All manuscripts must be in English. This document includes complete descriptions of the fonts, spacing, and related information for producing your proceedings manuscripts.

Margins, column widths, line spacing, and type styles are built-in; examples of the type styles are provided throughout this document and are identified in italic type, within parentheses, following the example. Please do not re-adjust the margins.

This section contain referred literature and linked to the research and hypothesis development. This section contains about theory and literature referenced and linked to writing. Highly recommended that literature referenced is published the last 10 years with the following order: a reputed international journals, national journals accredited national journals, international symposiums, national symposiums, textbooks, and daily repute.

For hypothesis test research, the hypothesis formulation is built by leaning into the support theory, previous research, and logical argumentation. After the explanation is made, then write your hypothesis with this following format:

H1: write the formulated hypothesis.

For qualitative research without hypothesis testing, then presented in this section are literature review (theory and previous research and argumentation focused on research review) and research focus written in question form by following:

RESEARCH METHOD

This section contains the research design, subject/object/research sample, operational definition and measurement variable, collecting data technique/ instrument and data analysis also hypothesis testing. If the author wants to represent picture/table in big size, so the picture/table can presented in a single column.

RESULT AND DISCUSSION

This section contain the data characteristic of subject/object/sample/ research respondent, data analysis result, testing instrument and hypothesis (if any), answer of research question, findings and findings interpretation. This section if possible, can be graphed for each research variable. Furthermore the descriptive statistic value was presented (Eg; Mean, SD, Maximum, Minimum) with its interpretation. In the end of this section showed the hypothesis research result and its discussion completely.

Figures and Tables

Figures and tables must be centered in the column. Large figures and tables may span across both columns. Any table or figure that takes up more than 1 column width must be positioned either at the top or at the bottom of the page.

Figure Captions

Figures must be numbered using Arabic numerals. Figure captions must be in 8 pt Regular font. Captions of a single line must be centered whereas multi-line captions must be justified. Captions with figure numbers must be placed after their associated figures

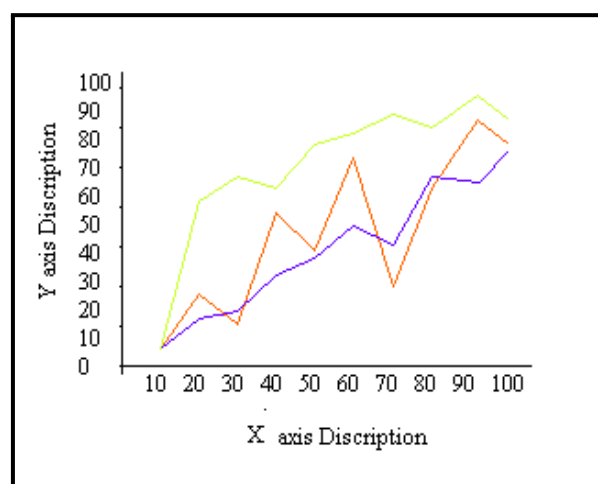


Figure.1

Source:

Table Captions

Tables must be numbered using uppercase Roman numerals. Table captions must be centred and in 8 pt Regular font with Small Caps. Every word in a table caption must be capitalized except for short minor words as listed in Section III-B. Captions with table numbers must be placed before their associated tables, as shown in Table:

Table.1

<i>Sr. No.</i>	<i>Heading1</i>	<i>Heading2</i>	<i>Heading3</i>	<i>Heading 4</i>	<i>Heading5</i>	<i>Heading 6</i>
----------------	-----------------	-----------------	-----------------	------------------	-----------------	------------------

Source:

Page Numbers, Headers and Footers

Page numbers, headers and footers must not be used.

Links and Bookmarks

All hypertext links and section bookmarks will be removed from papers during the processing of papers for publication. If you need to refer to an Internet email address or URL in your paper, you must type out the address or URL fully in Regular font.

CONCLUSION

Presented the research conclusion, implication, limitation and advise sequently. Implication is prac-tical advise from result research. Research limitation include things that can be metor researchers do in conducting his research. While the research advuse is advise for next research based on limitation that cannot be done by researcher in his research.

ACKNOWLEDGEMENT

This section is provided for the author to express his gratitude either for the research funders or the other parties who contribute into research realization.

REFERENCE

The heading of the References section must using the APA style. It's recommended for author to write using citation software such as mendeley, endNote, Zotero, e.t.c.

- Bayley, D. H. (2001). Democratizing the police abroad: what to do and how to do it (p.3). US Department of Justice, Office of Justice Programs, National Institute of Justice Butt, S. (2011). Anti-corruption reform in Indonesia: an obituary?. Bulletin of Indonesian Economic Studies, 47(3), 381-394.
- Buttle, J. W., Davies, S. G., & Meliala, A. E. (2015). A cultural constraints theory of police corruption: Understanding the persistence of police corruption in contemporary Indonesia. Australian & New Zealand Journal of Criminology. Chavance, Bernard. (2008). "Formal and informal institutional change: the experience of postsocialist transformation". The European Journal of Comparative Economics Vol.5, n. 1.
- Clark, S. (2012). Courting Corruption in Post-Suharto Indonesia: A Model of Local Corruption Prosecutions in a New Democracy.
- Davies, S. G., Meliala, A., & Buttle, J. (2014). Gangnam Style versus Eye of the Tiger: people, police and procedural justice in Indonesia. Policing and Society, (ahead-ofprint), 1-22. Fennell, S. 2010. Rules, rubrics and riches : the interrelations between legal reform and international development, Abingdon England ; New York, Routledge