

DOI.

Received: dd mm yyyy

Accepted: dd mm yyyy

Available online: dd mm yyyy

The Title Should Be No More Than 25 Words, Descriptive and Informative (Bold 15.5 point- Century, Space 1.0, Capitalize Each Word, Add Space After Paragraph)

First Author¹, Second Author², Third Author^{3*} (12 point-Century, space 1.0)

¹Department of..., Faculty of..., University of..., City..., Country....

²Department of..., Faculty of..., University of..., City..., Country....

³Department of..., Faculty of..., University of..., City..., Country....

*Corresponding author email: (10 point-Century, space 1.0, add space after paragraph)

Abstract. *Written in English and Indonesia (if the manuscript was written in Indonesia), font Century, 10 pt, single space, justify. Abstract is a summary of scientific writing consisting of research objectives, methods, results, and conclusions. Abstract contains no references. Abstract should consist of no more than 300 words.*

Keywords: *no more than 5 words, written in English, Century 10 pt, arranged alphabetically, separated by a comma*

SECTION

This journal consists of *four sections* such as **introduction**, **research method**, **result and discussion**, and **conclusion**. Acknowledgement is optional section and as the appreciation which is intended for individual/institution or agency who grant the research fund.

The introduction of research must be elaborated. More importantly, the state of art of research is mainly noticed and explained. Additionally, problem formulation must be written explicitly. Neither literature review nor summary shall be elaborate on this section.

Research methodology consists of materials, equipment, research type (e.g. literature review, qualitative or quantitative, experimental study etc.), research procedure, research parameters, research method and data analysis. Additionally, determination of population and sampling are needed. All of those either can be appended into subsections or as a paragraph. For research that requires materials, it is necessary to specify the origin of plants, animals, or microorganisms with the identity of their species or strains.

In the **result and discussion**, data of research will be informed effectively as needed and can be presented in table form. Statistical analysis is important to be written if it's applied. More importantly, data interpretation and the relationship with problem formulation should be relevant. Can the data be the answer to problem formulation? and in-depth explanation of the result is mainly discussed. Statistics results must encompass mean, standard deviation and the number of samples.

The **conclusion** is aimed to sum up the research and what are the recommendations for further research.

FORMATTING

Page Layout

Use 210 cm x 297 mm A4 paper size (W x H mm) and adjust the margins to those shown in Table 1.

Table 1. Setting Word's margins.

Margin	cm
Top	3.0
BottomL	3.0
eft	2.5
Right	2.5

Text

The text of your paper should be formatted as follows:

- 12-point Century.
- The text should be set to 1.15 spacing.
- Paragraphs should be justified.
- The manuscript consists of 10 pages at least and no more than 15 pages
- Page number is placed in the bottom right corner, Century 11-pt

Table 2. Formatting sections, subsections and subsubsections.

	Font
Section	12-point Century bold, UPPERCASE
Subsection & subsubsection	12-point Century bold, Capitalize Each word

Figures and Tables

Figures and tables, as originals of good quality and well contrasted, are to be in their final form, ready for reproduction, pasted in the appropriate place in the text. Try

to ensure that the size of the text in your Tables and figures is approximately the same as the main text size or is still legible (at least 10 points).

Captions/numbering

Captions should be typed in 12-point. They should be aligned left above the tables and justify beneath the figures.

Positioning

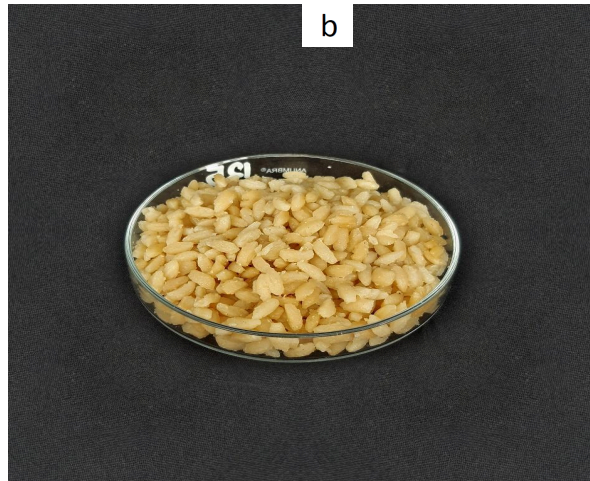
Place the figure as close as possible after the point where it is first referenced in the text. If there is a large number of figures and tables it might be necessary to place some before their text citation

Table 3. Average activity of antioxidant analog rice and cooked-analog rice

Chlorophyll sources	Percentage (%)	Rice (%)	Cooked rice (%)	Decline (%)
Kelor Leaf Porridge	3	19.749 c	17.440 c	2.3
	5	21.386 b	18.987 b	2.4
	7	22.083 a	20.464 a	1.6
Broccoli Porridge	3	18.983 d	17.581 c	1.4
	5	21.351 b	19.093 b	2.2
	7	22.118 a	20.394 a	1.7

The average value participated by the same letter notation does not differ according to the HSD test $\alpha = 5\%$

a



b




Fig. 1. Caption of the Figure 1. Below the figure.

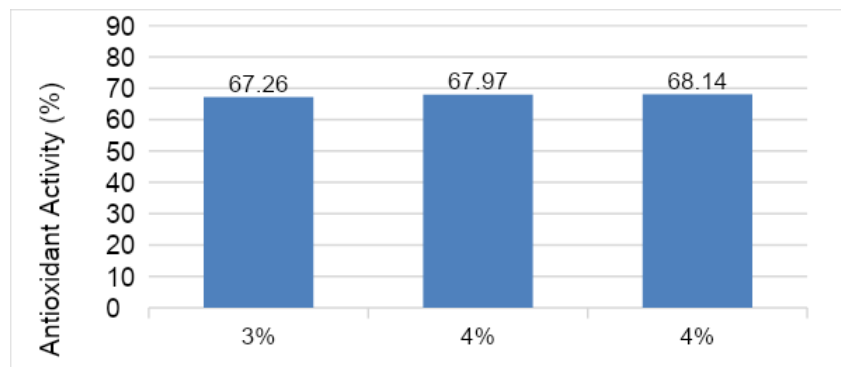


Figure 2. Antioxidant Activity of Jelly Candy by Carrageenan Concentration

Colour illustrations

You are free to use colour illustrations for the online version of the proceedings but any print version will be printed in black and white unless special arrangements have been made with the conference organizer. Please check whether or not this is the

case. If the print version will be black and white only, you should check your figure captions carefully and remove any reference to colour in the illustration and text. In addition, some colour figures will degrade or suffer loss of information when converted to black and white, and this should be taken into account when preparing them.

ACKNOWLEDGMENT

Acknowledgment is optional and or if required. This section is a thank you to individuals/groups or agencies/agencies who assist in research outside the supervisor. In addition, the sources of research funds used, for example, Higher Education Research Grants, can be mentioned

REFERENCES

- a. The author is **obligate** to utilize bibliography ribbon in MS Word or to utilize Mendeley apps and synchronize with MS Word
 - b. This section applies to Harvard and it's written ONLY for cited references.
 - c. The source may vary from different types such as book, scientific articles, website, proceeding, journals or book section.
 - d. Minimum number of references is 15
 - e. At least 80 % of total references are derived from journals.
 - f. At least 80 % of total references must have been published from the last ten years.
 - g. If the references have DOI then shall be embedded.
 - h. The reference is written Century 12-pt, single space, justify, arranged alphabetically.
- Here are the examples of references:

Book

George, M. L., 2002. *Lean Six Sigma : Combining Six Sigma Quality with Lean Speed*. New York: McGraw-Hill.

Allen, T. T., 2006. *Introduction to Engineering Statistics and Six Sigma*. London: Springer.

Standarisasi Nasional Indonesia No. 1718. 1996. *Syarat Mutu Manisan Kering*. Jakarta : Badan Standarisasi Nasional

Journal

Asnani, A. & Abdul, R., 2019. Karakteristik Fisik, Kimia dan Organoleptik Mie Kering Pada Berbagai Rasio Tepung Bonggol Pisang Kepok. *Jurnal Teknologi Industri Pertanian*, 13 (1), pp.82-90.

DOI: <https://doi.org/10.21107/agrointek.v13i1.4918>

Praseptianga, D., T.P. Aviany, dan N.H.R. Parmanto. 2016. Pengaruh Penambahan Gum Arab terhadap Karakteristik Fisikokimia dan Sensoris Fruit Leather Nangka (*Artocarpus heterophyllus*). *Jurnal Teknologi Hasil Pertanian*, 9(1), pp. 71-83. DOI : <https://doi.org/10.20961/jthp.v9i2.12858>

Proceeding

Ma'rifat, T.N., Kholis M.N., & Purwanto S. 2016. Analisis Persepsi Konsumen dan Produsen sebagai Upaya Penerapan Sistem Jaminan Halal pada Industri Kecil dan Menengah Bidang Pangan. Prosiding. Seminar Nasional Hasil-Hasil Penelitian dan Pengabdian Kepada Masyarakat. LPPM Institut Pertanian Bogor. Bogor.

Thesis

Purnomo, D. 2011. Strategi pengembangan agroindustri halal dalam mengantisipasi bisnis halal global. Disertasi. Sekolah Pascasarjana Institut Pertanian Bogor

Nurlaely E, 2002. Pemanfaatan Buah Jambu Mete untuk Pembuatan Leather, Kajian dari Proporsi Buah Pencampur. Skripsi. Universitas Brawijaya

Electronic Publication

[FAO] Food and Agriculture Organization of the United Nations. Food General Guidelines for Use Of The Term "Halal". [diakses pada 10 Juni 2017]. Tersedia dari : <http://www.fao.org/docrep/005/Y2770E/y2770e08.html>