

Trio Hardcore Mega speedrun+ Strategy to easy win (30:42)

Hi! This is My first strategy for Trio.

Credits:

Dreams of **FROSTY-_-#2393** (Creator)

tankistyt#8658 (Tester)

nuclear fallen king#0114 (Tester)

Proof:



Video-proof:

<https://youtu.be/KDUFejUgeZE>

Video-proof full version:

<https://youtu.be/SZUQaHLmHhA>

Placement Late Game:



Yellow circle-G Pyroman
 Lime Circle-DJ
 turquoise-Ace Pilot
 Blue circle- Commander
 Light Blue-Medic
 Purple Zone- Accelerators
 Green zone-Rangers
 White Zone- DPS Towers
 Orange Zone-G Minigunners

Simple Game Skip

Waves	Skip of Game
1-31	Skip This Waves
32-34	Do Not Skip
36-44	Skip This Waves
45	Skip on 1:00
46-50	Skip this Waves

Speedrun Game Skip

Waves	Skips Of Game
1-33	Skip this waves (32 skip, but you can dead (you need Lucky on 33))
34	Skip on 0:45
35-50	Skip this waves (<i>You can Dead on 46 wave, reason: not good rng, better skip 45 wave on 1:00</i>)

Warn:


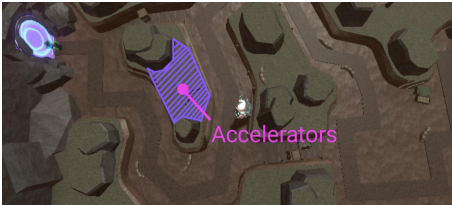

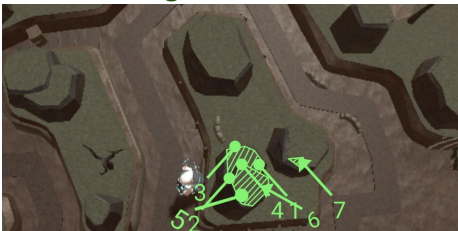
the text of the strategy says skips
 from the Speedrun variant
 but if you play the simple variant
 then look there and do it as it is

1 Player







Waves	Strategy
1-5	<p>Place farm 1 lvl (1/8) Place Ace Pilot 1 lvl rotate 2 time (Seen Below)</p>  <p>(Skip Waves)</p>
6-11	<ul style="list-style-type: none"> Place 3 farms 1 lvl (4/8) Place 1 farm 2 lvl (5/8) Upgrade Ace Pilot to 2 lvl <p>(Skip Waves)</p>
12-15	<p>Put Ace Pilot's target to strongest Place Ace Pilot 1 lvl (Seen Below)</p>  <p> Upgrade 2 farms 1 lvl to 2 lvl Place farm 1 lvl (6/8) (Skip Waves)</p>
16-18	<p> Upgrade 2 farms 2 lvl to 3 lvl Place farm 2 lvl (Skip Waves)</p>
19-22	<p> Upgrade Ace Pilot to 3 lvl Place farm 3 lvl</p>



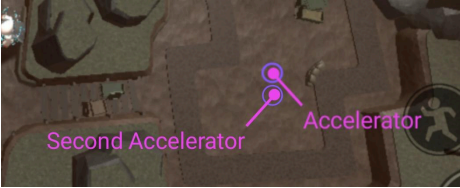

	Upgrade all farms to 3 lvl <i>(Skip Waves)</i>
23-26	Upgrade first Ace Pilot to Max lvl <i>(Skip Waves)</i>
27-30	Place Ace Pilot Max lvl <i>(Seen Below)</i>  <i>(Skip Waves)</i>
30-35	Place 4 Rangers 3 lvl (1 by 1) <i>(Seen Below)</i>  <i>(Skip Waves, but 34 Wave Skip on 0:45)</i>
36-37	<i>(Sell Back Defense on 35 wave)</i> Place Accelerator max lvl <i>(Seen Below)</i>  <i>(Skip Waves)</i>
38-43	Place 2 Accelerators max lvl <i>(Seen Below)</i>  <i>(Skip Waves)</i>


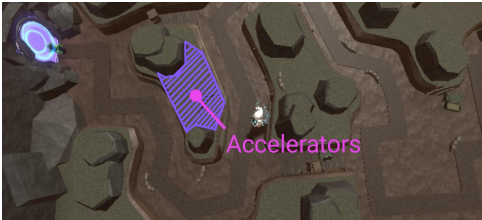

44	<p>Place Medic max lvl (Seen Below)</p> 
45-50	<p>Place all Accelerators max lvl</p>  <p> Place 5 Ace Pilots max lvl</p>  <p> Upgrade 4 Rangers to max lvl Place 3 Rangers Max Lvl</p>  <p> Use Medic for stunning (Skip this waves, but 45 skip on 1:00)</p>

2 Player

			DPS TOWER	
---	---	---	--------------	---

Waves	Strategy
1-7	Place 4 farms 1 lvl (1 by 1) (4/8) (Skip Waves)
7-11	Upgrade 2 farms 1 lvl to 2 lvl (Skip Waves)
12-14	<p>Place Pyroman 1 lvl (Seen Below)</p>  <p>Put Pyroman's target to fathest Place Pyroman 1 lvl (Seen Below)</p>  <p>Upgrade farm 1 lvl to 2 lvl Place farm 0 lvl (5/8) (Skip Wave)</p>
15	Upgrade 1 farm 1 lvl to 2 lvl Upgrade farm 0 lvl to 1 lvl (Skip Wave)
16-17	Upgrade Second Pyroman to 2 lvl Upgrade farm 1 lvl to 2 lvl Upgrade Second Pyroman 2 lvl to 3 lvl (Skip Waves)
18-21	Place 3 farms 2 lvl Upgrade all farms to 3 lvl (Skip Waves)
22-23	Place Commander 2 lvl (Seen Below)

	 <p>(Use Commander's Ability when the shadow boss is coming.) (Skip Waves)</p>
23-25	<p>Place Accelerator 2 lvl (Seen Below)</p>  <p>(Skip Waves)</p>
26	<p>(Use Commander's Ability when the shadow boss is coming.)</p> <p>Place Accelerator 1 lvl (Seen Below)</p>  <p>(Skip Waves)</p>
27-28	<p>Place Accelerator 2 lvl Place 3 commanders 2 lvl (Seen Below)</p>  <p>Use Commander's ability (Skip Waves)</p>
29-34	<p>Upgrade Accelerator to Max lvl (Skip Waves, but 34 Wave Skip on 0:45)</p>
	<p>(Sell Back Defense on 35 wave) Place Accelerator Max lvl (Seen below)</p>

35-39	 <p><i>(Skip Waves)</i></p>
39-50	<p>Place 6 Accelerators max lvl (1 by 1)</p>  <p>Upgrade commanders to max lvl Place DPS TOWERS Max lvl</p> <p>Place Gold Pyromans for Bite Boss <i>(Seen Below)</i></p>  <p><i>(Skip Waves, but 45 Wave Skip on 1:00)</i></p>


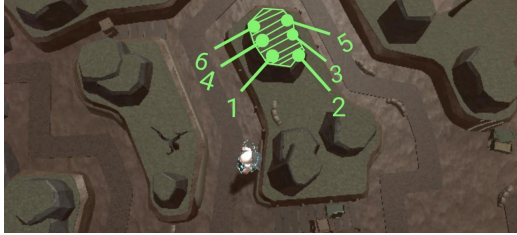
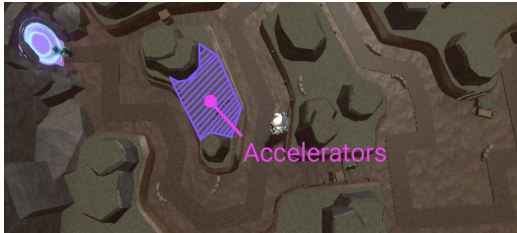

3 Player



Strategy:

Waves	Strategy
1-7	Place 4 farms 1 lvl (4/8) <i>(Skip Waves)</i>
7-12	Upgrade 4 farms to 2 lvl

	(Skip Waves)
13	Upgrade farm 2 lvl to 3 lvl (Skip Waves)
14	Upgrade farm 2 lvl to 3 lvl (Skip Waves)
15	Upgrade farm 2 lvl to 3 lvl Place farm 1 lvl (5/8) (Skip Waves)
16	Upgrade all farms to 3 lvl (Skip Waves)
17-19	Place 3 farms 3 lvl (8/8) (Skip Waves)
20-21	Place G Miniguner 2 lvl (Seen Below)  (Skip Waves)
22-23	Upgrade Miniguner to 3 lvl (Skip Waves)
24	Place DJ Booth 3 lvl (Seen Below)  (Skip Wave)
	Place 2 Minigunners 3 lvl (1 by 1) (Seen Below)

25-28	 <p><i>(Skip Waves)</i></p>
29-32	<p>Upgrade 2 Minigunners to Max lvl</p> <p><i>(Skip Waves)</i></p>
33-34	<p>Upgrade DJ Booth to Max lvl</p> <p><i>(Skip Waves, but 34 Wave skip on 0:45)</i></p>
35-42	<p>Place 6 Rangers 3 lvl (1 by 1) <i>(Seen Below)</i> <i>(Sell Back defense on 35 wave)</i></p>  <p>Upgrade 2 rangers to 4 lvl</p> <p><i>(Skip Waves)</i></p>
43-48	<p>Place 8 Accelerators Max lvl</p>  <p><i>(Skip Waves, but 45 skip on 1:00)</i></p>
49-50	<p>Upgrade rangers to Max lvl Place 4 Rangers Max lvl</p>  <p>Place Gold Minigunners Max lvl</p> <p><i>(Skip Waves)</i></p>

