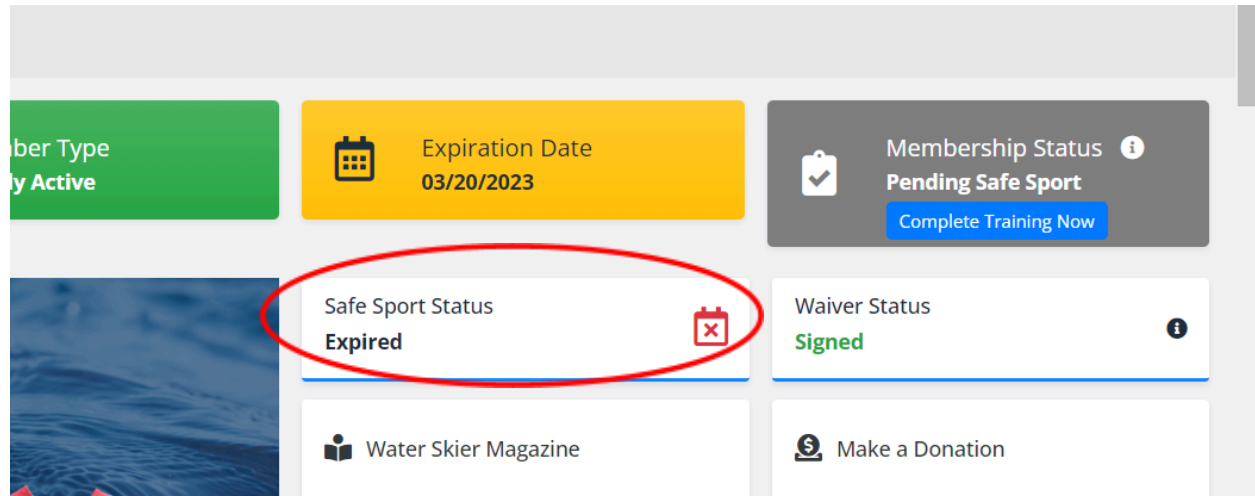


STEP 1 – Login to your USA Water Ski Account and go to the box that says Safe Sport under the expiration date box. Even if this says complete you need to login and check your expiration date. For example; this will save “complete” if your SafeSport expires tomorrow. Safe Sport is only good for 1 year so everyone over 18 needs to either complete the first course or do the refresher.



STEP 2 – Select your course

- There is a pre-test and a post-test. If you do not pass the post-test, you can go back and re-take it again.
- Instructions
 - Click on the link below to go to USA-WSWS member access portal on the U.S. Center for Safe Sport's website
 - Follow the on-screen instructions to create a new account
 - Go to **"My Courses"** and choose the **"Safe Sport Trained - NGB 1"** course

First Time Safe Sport Training

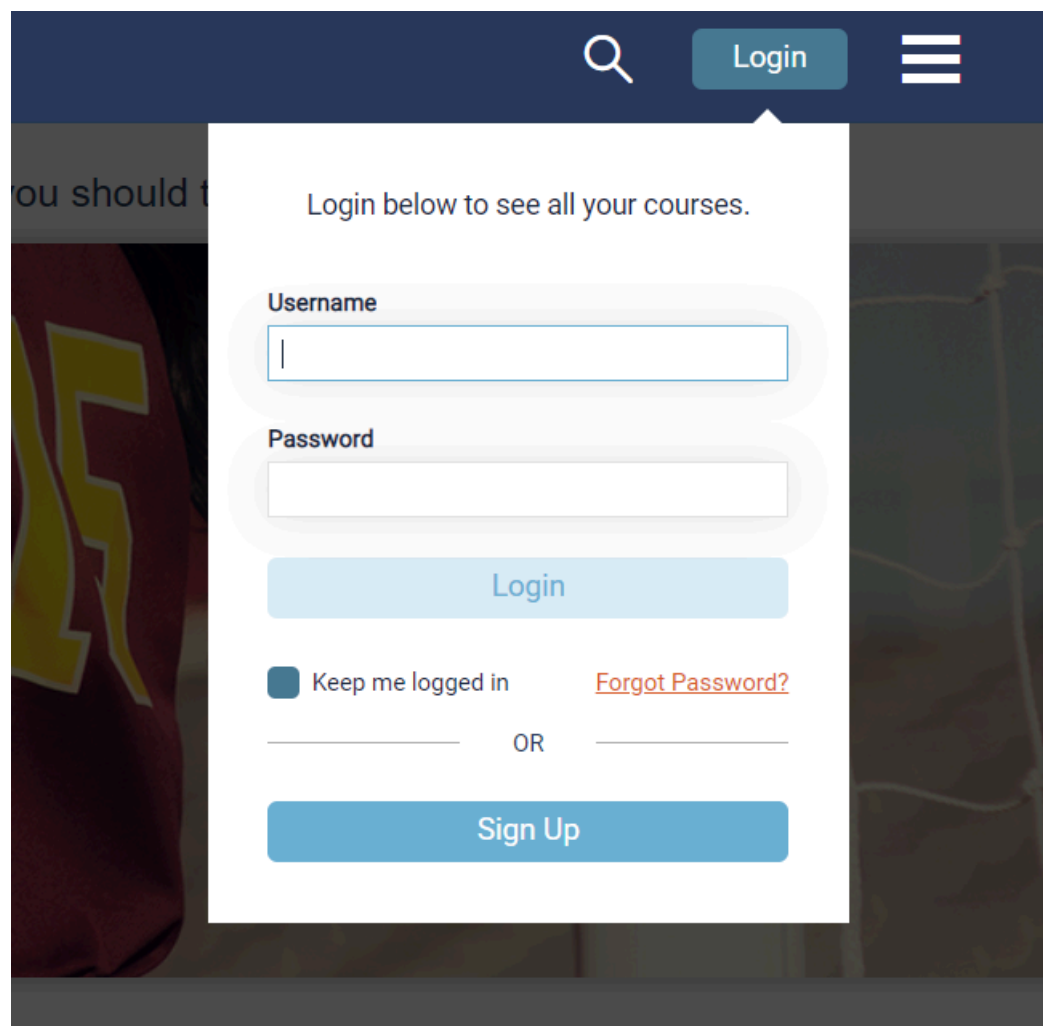

Refresher Training (Each year after Core Course)

After completion of the Core Course, members are required to take a refresher course (estimated between 20-30 minutes to complete) annually to stay compliant (training is valid for one year). USA-WSWS will send a reminder email notification with a link to log into your Safe Sport account to complete the refresher course when your training is due for renewal. **DO NOT** use the first-time training (core course) option to renew your training.


- Instructions
 - Click on the link below to go to the log-in area of U.S. Center for Safe Sport's website
 - Go to **"My Courses"** and complete the applicable refresher training

Safe Sport Refresher Training

STEP 3 – Log into Safe Sport




STEP 4 – Choose Course




My Courses

See courses you are enrolled in



Catalog

See a complete list of available courses




Inbox

Your priority messages

0

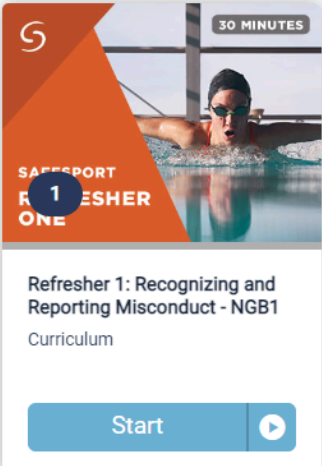
You currently have no messages.



Enrollment Key

Enrollment Key is a link or 7+ digit key provided by your org...

My Courses




SAFESPORT
REFRESHER
ONE

30 MINUTES

Refresher 1: Recognizing and Reporting Misconduct - NGB1 Curriculum

Start



SAFESPORT
TRAINED
CORE

90 MINUTES

SafeSport Trained - NGB1 Curriculum

Completed

STEP 5 – Complete Course



Refresher 1: Recognizing and Reporting Misconduct

Time to Allot: 30 minutes

• Required for most U.S. Olympic and Paralympic Movement Adult Participants one year after taking the SafeSport™ Trained Core, this course recaps important concepts related to recognizing and preventing

Course Content



▲ New Chapter

1 Lesson(s)



Refresher 1: Recognizing and Reporting Misconduct

Complete

Status: Completed

STEP 6 – You did it!

Enrollment Key is a link or 7+ digit key

My Courses

A course card for 'Refresher 1: Recognizing and Reporting Misconduct - NGB1 Curriculum'. The card has a green checkmark in the top left corner and a '30 MINUTES' badge in the top right. The main image shows a swimmer in a pool. Below the image, the title 'Refresher 1: Recognizing and Reporting Misconduct - NGB1 Curriculum' is displayed. At the bottom, there is a green button with the text 'Completed' and a white checkmark.

A course card for 'SafeSport Trained - NGB1 Curriculum'. The card has a green checkmark in the top left corner and a '90 MINUTES' badge in the top right. The main image shows a person in a red jersey with the number 13. Below the image, the title 'SafeSport Trained - NGB1 Curriculum' is displayed. At the bottom, there is a green button with the text 'Completed' and a white checkmark.

Catalog