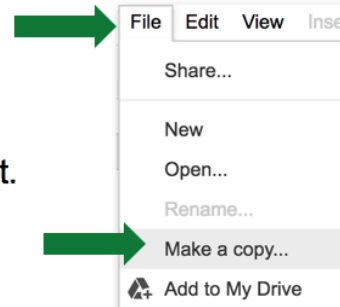


## How to use this template:

This is a view-only file and cannot be edited.

**Create your own copy** of this template to edit.

In the menu, click **File > Make a copy...**



# BRAND STYLE GUIDE PRESENTATION TEMPLATE – VERTICAL

Try  **smartsheet** for free



Template begins on page 2.

# BRAND STYLE GUIDE

ORGANIZATION NAME

Street Address  
City, State and Zip

webaddress.com

VERSION 0.0.0

00/00/0000





[sales@smartsheet.com](mailto:sales@smartsheet.com)



(844) 324-2360



[smartsheet.com](https://smartsheet.com)



[/smartsheet](https://facebook.com/smartsheet)



[/company/smartsheet-com](https://company.linkedin.com/smartsheet-com)




[/@smartsheet](https://myspace.com/@smartsheet)



[/smartsheet](https://twitter.com/smartsheet)



[/smartsheet](https://youtube.com/smartsheet)



## TABLE OF CONTENTS

1. Usage Guidelines	4
2. Mark Usage DO's	5
3. Mark Usage DON'Ts	6
4. Colors	7
5. Fonts	8
6. Logo	9
7. Clearance	10
8. Incorrect Usage	11

# 1. Usage Guidelines

## 2. MARK USAGE DO'S

- Do always use proper trademark form and spelling.
- Do distinguish trademarks from surrounding text with appropriate capitalization (initial letters capitalized or all letters capitalized), italics, or quotation marks.




### 3. MARK USAGE DON'Ts

- Don't modify a trademark to a plural form.
- Don't alter a trademark in any way, including through visual identifiers or unapproved fonts.



## 4. COLORS




Bronze Beach

Hex: #000000  
RGB: 0/0/0  
CMYK: 0/0/0/0  
Pantone: XXXX



Golden Sun

Hex: #000000  
RGB: 0/0/0  
CMYK: 0/0/0/0  
Pantone: XXXX



Lush Green

Hex: #000000  
RGB: 0/0/0  
CMYK: 0/0/0/0  
Pantone: XXXX



Power Blue

Hex: #000000  
RGB: 0/0/0  
CMYK: 0/0/0/0  
Pantone: XXXX



## 5. FONTS

### Montserrat

Aa Bb Cc Dd Ee Ff  
Gg Hh Jj Kk Ll Mm  
Nn Oo Pp Qq Rr Ss  
Tt Uu Vv Ww Xx Yy  
Zz 0123456789

### Roboto

Aa Bb Cc Dd Ee Ff  
Gg Hh Jj Kk Ll  
Mm Nn Oo Pp Qq  
Rr Ss Tt Uu Vv  
Ww Xx Yy Zz  
0123456789

## 6. Logo

Below are all the accepted treatments of the logo.

### Horizontal Layout



### Vertical Layout



### Wordmark

The logotype sans logomark is to be used exclusively within the app.



### Logomark (icon)



## 7. CLEARANCE

Give the logo some room to breathe. The logo should be allowed some clear space around the entire lockup. This will provide proper spacing for its character ascenders. Below is the minimum amount of clearance, but more is preferred.



## 8. INCORRECT USAGE

Please use the logos as they are provided in these guidelines. Don't alter the logo.



### ✗ **Skew**

Don't skew or scale disproportionately



### ✗ **Change colors**

Don't change the colors



### ✗ **Recreate**

Don't make alterations, additions, or substitutions



### ✗ **Add effects**

Don't add drop shadows, strokes, or bevels



### ✗ **Alter orientation**

Don't change the orientation



### ✗ **Use busy backgrounds**

Don't place on complicated backgrounds

## **DISCLAIMER**

Any articles, templates, or information provided by Smartsheet on the website are for reference only. While we strive to keep the information up to date and correct, we make no representations or warranties of any kind, express or implied, about the completeness, accuracy, reliability, suitability, or availability with respect to the website or the information, articles, templates, or related graphics contained on the website. Any reliance you place on such information is therefore strictly at your own risk.