9th-Biennial RSA Institute Accessibility Guide

College Park, MD

June 3-8 2019



Image 1: This image includes four separate pictures beginning with the University Maryland's campus at sunset, a photo of a Fredrick Douglas statue found on UMD's campus, a photo of the women's rights DC march, and a painting of the Lincoln Memorial and Washington Monument at night. Above the images reads: Archives, Diversity, Memory, Politics, Protests.

Table of Contents

WELCOME.....4
TRIBAL WELCOME..... 5
LONG-DISTANCE TRANSPORTATION.....6
REGIONAL AIRPORTS.....6
RONALD REAGAN WASHINGTON (DCA) NATIONAL AIRPORT.....6
ACCESSIBILITY AT REAGAN NATIONAL.....6
THURGOOD MARSHALL BALTIMORE-WASHINGTON (BWI).....8
ACCESSIBILITY AT BALTIMORE-WASHINGTON 9
DULLES INTERNATIONAL AIRPORT (IAD).....11
ACCESSIBILITY AT DULLES INTERNATIONAL.....12
TSA HELP LINE.....13
OTHER LOCAL TRANSPORTATION OPTIONS.....14
TRAIN.....14
SUPERSHUTTLE.....14
CAR.....14
METRORAIL.....15
UM SHUTTLE BUSES.....15
PARATRANSIT.....15

BIKESHARE……16
AT THE INSTITUTE……16
EVENT LOCATIONS (MAP)…… 16
CROSS-CAMPUS TRANSPORTATION……17
TAWES HALL……17
ADELE H. STAMP STUDENT UNION……19
GETTING FROM TAWES TO STAMP……19
QUIET ROOM……22
LACATION ROOMS……23
RESTROOMS……23
WEATHER……23
MILKBOY ARTHOUSE……24
ACCOMODATIONS……25
THE HOTEL AT THE UNIVERSITY OF MARYLAND……25
ENTRANCES……26
ACCESSIBILE ROOMS……29
WIFI……30

PARKING……..……
……..30
TRANSPORTATION……..…
……30
ADDITIONAL IMAGES OF THE
HOTEL……31
THE HOTEL RESTAURANT AND
BARS……34
SOUTH HILL SUITES: DORMITORIES
……37
CONFERENCE
ACTIVITY……..……
38
LOCAL ATTRACTIONS-COLLEGE
PARK……..38
LOCAL ATTRACTIONS-WASHINGTON D.C.
……39
WHEELCHAIR
SERVICE……..……39

WIFI……..……
……39
NEAREST
DRUGSTORES……..……..40
THANKS……..……
……..40

WELCOME!

Welcome to the ninth-biennial Rhetoric Society of America Institute! The Rhetoric Society of America is committed to making the institute accessible for all attendees. This Accessibility Guide offers accessibility options related to Institute events at the University of Maryland. We hope this guide will be useful to you during your time in the College Park/DC Metro area. You may have questions, needs, or accommodation concerns that are not covered in this guide. If those needs arise please contact co-directors Jessica Enoch or Kristy Maddux (rhetsa19@umd.edu).

While this guide focuses on many aspects of the physical locations of the Institute and getting around College Park, RSA's commitment to accessibility for all attendees extends to our scholarly practices as well. Seminars and workshops are, in the main, discussion-based and invite small-group work. If there are special accommodations we can make for these types of interactions, please let us know. We will offer CART services at our keynote event after the Thursday luncheon on June 6th.

The University of Maryland is located in College Park, MD, a suburb of Washington, D.C. accessible via metro and other forms of public transportation. The University is less than 10 miles from the White House, the U.S. Capitol, and the Library of Congress, while also being located in Prince George's County, a majority-minority county that claims the most affluent African-American population in the nation. College Park is simultaneously urban, suburban, and a college town, with access to some of the most influential political institutions in the world. Its population is rich with racial and cultural diversity.

Tribal Welcome

We acknowledge that we are on the traditional territory of the Mattapanient, Patuxent, Piscataway, Moyaone, and Pamukey peoples. To recognize the land is an expression of gratitude and appreciation to those whose territory you reside on, and a way of honoring the Indigenous people who have been living and working on the land from time immemorial. It is important to understand the long-standing history that has brought you to reside on the land, and to seek to understand your place within that history. Land acknowledgements do not exist in a past tense, or historical context: colonialism is a current ongoing process, and we need to mindful of our participation in it.

LONG DISTANCE TRANSPORTATION

REGIONAL AIRPORTS

There are three major airports that service the region—Thurgood Marshall Baltimore-Washington International (**BWI**, 30 miles from campus), Dulles International Airport (**IAD**, 35 miles), and Ronald Reagan Washington National Airport (**DCA**, 15 miles). All three airports are accessible by public transportation, DCA by Metrorail and BWI and IAD by Metrobus.

Ronald Reagan Washington National Airport (DCA)

Taxi fare from DCA to College Park is typically ~$60. You should verify with the driver that the fare is near that range.

There is a metrorail line servicing College Park from National/Reagan to College Park. Take the "Yellow Line" to Mt. Vernon Square Convention Center, then transfer to the "Green Line" to College Park. On-going construction is prone to cause delays, check out wmata.com for up-to-date information. As you approach College Park from Washington, to your left is the West side of the Metro Station (Calvert Road). It is about a 20-40-minute walk to Campus.

Taxis and shuttle bus pickup lanes are located on the East (right) side of the College Park Metrorail station. There are cabs often waiting for passengers at the stations.

The University of Maryland also operates a wheelchair accessible **shuttle service** (red & white UM Shuttle buses) which runs Mon.-Fri. to the College Park Metrorail station at 15-minute intervals beginning at 6:40 AM from the East Side of the metrorail station. Stop and Pick-up points on campus are at the UM Circle and at Lot HH by the Stamp (Student) Union, which is two blocks away from Tawes (see **campus map**).

The Hotel offers a complementary shuttle to and from the metro. Call 301.277.7777 to arrange transportation.

Accessibility Options at Reagan Washington National Airport

Follow this link for accessibility options at Reagan:
http://www.flyreagan.com/dca/services-patrons-disabilities

Elevators

The elevators are equipped with raised Braille buttons and are accessible to individuals who use wheelchairs. At some elevators, an electronic voice announces arrival at each floor.

Ground Transportation

1. Airport shuttle buses are equipped with wheelchair lifts and audible announcements.

2. Taxis: The airport has an open taxi system served by numerous taxi operators. Several taxis are equipped to accommodate wheelchairs in storage. Patrons who need taxis with wheelchair lifts are encouraged to contact a taxi operator directly in advance of going to the curb. This will save time versus waiting at the curb for an accessible vehicle to be called by the dispatcher. Contact taxi dispatch at 703-417-4333.
3. Washington Flyer Shared Van, operated by Super Shuttle and Supreme Airport Shuttle, have wheelchair-accessible vehicles. Patrons who need accessible vehicles are encouraged to reserve an accessible vehicle in advance by contacting Super Shuttle at 800-BLUEVAN (258-3826) or Supreme Airport Shuttle at 800-590-0000.
4. Airport Metrorail Station: WMATA maintains a webpage about the Ronald Reagan Washington National Airport station including alerts about elevator disruptions.

Pet Relief Areas

Reagan National Airport has designated Pet Relief Areas for service animals that accompany passengers. These are located outside the terminal.

Public Restrooms

Restrooms are fully accessible with toilet stalls for individuals with disabilities. Most toilet stalls have infrared flush devices. All sinks in each restroom are placed at an accessible height, and infrared devices are used to activate the water at most locations. Baby changing stations have been placed at an accessible height in both men's and women's restrooms at most locations.

Unisex companion care restrooms are provided at these locations:

1. Terminal A, pre-security - Next to Men's and Women's restrooms in the airline ticketing lobby and adjacent to the Historic lobby
2. Terminal B/C, pre-security - Next to each set of Men's and Women's restrooms on the Concourse level (Level 2) and adjacent to Bag Claim #1 and #12 (Level 1)
3. All terminals, post-security - One per pier near Gates 1-9, 10-22, 23-34 and 35-45

Public Telephones

In Terminals B and C, TTY units are located throughout the Airport and are clearly marked with blue and white signs above each unit. In addition, each group of pay phones has a clear path to a wheelchair accessible unit. All pay telephones are equipped with volume control, are hearing-aid compatible, and have Braille or raised numbers.

Security Screening

All security checkpoints are accessible. The Transportation Security Administration (TSA), which conducts passenger screening at the checkpoints, has a program to assist travelers with disabilities and medical conditions.

Wheelchairs

You may arrange for wheelchairs at any terminal through your airline or with any Skycap at the Airport. Please notify your airline in advance of your visit so that they can better serve your needs.

Thurgood Marshall Baltimore-Washington International (BWI)

The **Greenbelt-BWI Airport Express Line** is a Metro nonstop bus service from BWI to Greenbelt Metro Station (fare is $7.50--MUST have exact change). It runs every 60 minutes (**timetable**). From the Greenbelt Metro station, take the Metro one stop to the College Park station. Once you arrive, it is about a 20-40-minute walk to Campus.

Taxis and shuttle bus pickup lanes are located on the East (right) side of the College Park Metrorail station. On-going construction is prone to cause delays, check out wmata.com for up-to-date information. There are often cabs waiting for passengers at the stations.

The University of Maryland also operates a wheelchair accessible **shuttle service** (red & white UM Shuttle buses) which runs Mon.-Fri. to the College Park Metrorail station at 15-minute intervals beginning at 6:40 AM from the East Side of the metrorail station. Stop and Pick-up points on campus are at the UM Circle and at Lot HH by the Stamp (Student) Union, which is two blocks away from Tawes (see **campus map**).

The Hotel offers a complementary shuttle to and from the metro. Call 301.277.7777 to arrange transportation.

Also available at the BWI Ground Transportation area located at the lower level are LIMOUSINE SERVICE (301) 912-2000 and BWI TAXI SERVICE (410) 859-1100; the fare is ~$65 to College Park.

Accessibility Options at Thurgood Marshall Baltimore-Washington Airport

TSA Passenger Support Specialists

Travelers requiring special accommodations or concerned about the security screening process at the airport may ask a TSA officer or supervisor for a passenger support specialist who can provide on-the-spot assistance.

Lift-Equipped Buses

All shuttle buses servicing the BWI Marshall Airport parking lots and the BWI Marshall Rail Station are wheelchair accessible. All drivers are fully trained in the operation of the lift equipment.

Parking

Parking for the disabled is available in all BWI Marshall Airport Parking Facilities.

Pet Relief Areas

BWI Marshall Airport travelers who are accompanied by service or other domestic animals can enjoy the convenience of four pet relief areas while at the airport – two are pre- security and two are post-security.

Service Dogs & TSA

TSA passenger screening canine teams may be operationally deployed at the airport, especially near checkpoints. The canines are working animals that are trained to detect traces of explosives concealed on passengers or their belongings. Passengers traveling with pets are asked to use a checkpoint where the working dogs are not assigned at a particular time. Passengers traveling with service animals may continue to use the checkpoint with working dogs.

Services for the Visually Impaired

Services are available for passengers with visual impairments. Passengers should contact their airline for assistance when traveling through BWI Marshall Airport.

Telecommunications Devices for the Deaf (TDD)

There are public telephones equipped with Telecommunications Devices for the Deaf (TDD) throughout the airport. There are also TDD phones at the information desks located on the upper level Concourse A/B, lower level in the Southwest Airlines baggage claim 1-5 area, lower level Concourse E as well as the MAA Pathfinders office.

Free Video Calls for the Deaf and Hard of Hearing

Free video calls are available using the Purple Video Relay Service (VRS). The phone is located in the Central Terminal Back Hallway adjacent to Dunkin Donuts.

Unisex Bathrooms

These bathrooms are especially equipped for people with disabilities. It is possible for a person with a disability to use them with or without an attendant. Two pre-security unisex bathrooms are located to the right (just past Hudson News) and to the left of Concourse D security, behind the airline ticket counters.

Family Restrooms

BWI Marshall Airport has family restrooms in many locations throughout the terminal building. There are four on Concourse A - one before security between security and the bank (equipped with an adult changing table), one just past

security near the Phillips restaurant, one at gate A9 and one in baggage claim on the lower level.
There are five family restrooms in the Concourse B area - one at security, one near the Silver Diner restaurant, one at gate B2, another at gate B7 and one at baggage claim belt 5.
Concourse C has one family restroom - at gate C7.
There is one family restroom in the B/C Connector (equipped with an adult changing table).
There are three near Concourse D - one is in the upper level back hallway near Hudson News, one in the back hallway behind the Delta Air Lines ticket counter and one at gate D7 (equipped with an adult changing table).(**Map of the Family Restrooms**)

Wheelchair Service

Aviation Safeguards serves Alaska Airlines, American, British Airways, Spirit, and United. The wheelchair request number is **410-841-9915**.
Flight Services & Systems (FSS) serves JetBlue and WOW airlines. The wheelchair request number is **216-218-9035**.
Southwest wheelchair requests can be made by calling **1-800-435-9792**.
Also, you may contact Prospect International Aviation Services at (410) 859 -8010 or visitwww.prospectair.com.

Dulles International Airport (IAD)

Guests flying into Dulles should be aware that this airport is not metro accessible and is the farthest from campus. We recommend taking a taxi or using Supershuttle for transportation from Dulles to College Park.

Accessibility Options at Dulles

Follow this link for accessibility options at Dulles:
http://www.flydulles.com/iad/disability-services

Elevators

The elevators are equipped with raised Braille buttons and are accessible to individuals who use wheelchairs. At some elevators, an electronic voice announces arrival at each floor.

AeroTrain C Station Elevators

The AeroTrain C Station elevators are located on the center platform. Please wait for the doors to open on the center platform from the Aerotrain so that you can access the elevator there. Please note there is a time delay for the center platform doors to open.

Ground Transportation

1. Airport shuttle buses are equipped with wheelchair lifts/ramps and audible announcements.
2. Rental Car shuttles are all equipped with wheelchair ramps/lifts.
3. Washington Flyer Taxi has several vehicles within the fleet equipped to accommodate wheelchairs. Patrons who need an accessible vehicle are encouraged to reserve an accessible vehicle in advance by contacting Washington Flyer Taxi at 703-572-TAXI (8294).
4. Washington Flyer Silver Line Express buses are all wheelchair-accessible.

Pet Relief Areas

Dulles International Airport has designated Pet Relief Areas for service animals that accompany passengers.

Public Restrooms

Restrooms are fully accessible with toilet stalls for individuals with disabilities. Most toilet stalls have infrared flush devices. All sinks in each restroom are placed at an accessible height, and infrared devices are used to activate the water at most locations. Baby changing stations have been placed at an accessible height in both men's and women's rest rooms at mast locations A unisex companion care restroom is provided adjacent to the public restrooms at many locations.

Public Telephones

In the Terminal and all Concourses, wheelchair accessible Telecommunication Device for the Deaf (TDD) telephones can be found at various locations throughout each building. All TDD telephones have clear, accessible pathways for wheelchair patrons.

Security Screening

All security checkpoints are accessible. The Transportation Security Administration (TSA), which conducts passenger screening at the checkpoints, has a program to assist travelers with disabilities and medical conditions.

Wheelchair Service

You may arrange for wheelchairs in any Concourse or in the Terminal through your airline or with any Skycap at the Airport. Please notify your airline in advance of your visit so that they can better serve your needs.

TSA Help Line

TSA has a TSA Help Line to assist travelers planning to fly on any airline in the United States. TSA Cares is a help line to assist travelers with disabilities and medical conditions. TSA recommends that passengers call 72 hours ahead of travel for information about what to expect during 12 screening. Travelers may call TSA Cares toll free at 1-855-787-2227 prior to traveling with questions about screening

policies, procedures and what to expect at the security checkpoint. TSA Cares will serve as an additional, dedicated resource specifically for passengers with disabilities, medical conditions or other circumstances or their loved ones who want to prepare for the screening process prior to flying.
Travelers may also request a Passenger Support Specialist ahead of time by calling the TSA Cares hotline at 1-855-787-2227. The hours of operation for the TSA Cares Help Line are Monday through Friday 8 a.m. –11 p.m. ET and weekends and holidays 9 a.m.– 8 p.m. ET. Travelers who are deaf or hard of hearing can use a relay service to contact TSA Cares or can email TSA-ContactCenter@tsa.dhs.gov. When a passenger with a disability or medical condition calls TSA Cares, a representative will provide assistance, either with information about screening that is relevant to the passenger's specific disability or medical condition, or the passenger may be referred to disability experts at TSA.

OTHER LOCAL TRANSPORTATION

Train

Major Amtrak routes from the north, south, and west all run to or through the D.C. region, with both Union Station (D.C.) and New Carrollton Station (Maryland) easily accessible to the University campus. For information on accommodations offered by Amtrak visit
https://www.amtrak.com/onboard/onboard-accommodations-for-all-your-needs.html.

SuperShuttle

SuperShuttle offers shared van service from all airports; call 1-800-258-3826 (1-800-BLUEVAN) to arrange 24-hour door-to-door service to most hotels, homes, and offices in the Baltimore-Washington-Northern Virginia metropolitan area. The fare to College Park from BWI is ~$35; from National/Reagan Airport the fare is ~$33; from Dulles, ~$41.

Car

The University is located at the nexus of two major highways—Interstate 95, the major north-south freeway on the east coast, and Interstate 495, the Capital Beltway that surrounds the D.C. metro area—making it easily accessible by car. For those who travel by car, **pay-per-hour parking for visitors** is available, at a maximum cost of $15 per day. Mowatt Lane Garage has the most available spaces and least competition from other campus activities during summer months. **Campus map**.
RSAI Attendees can also **buy a parking pass** for the time period of both the seminar and the workshop.

Metrorail

The University is located along Metrorail's Green Line, which takes riders from College Park into D.C. in approximately 20 minutes.
The METRO system includes Metrorail maps at all stations and on each car of their trains which easily indicate every stop for each (color-coded) rail line. Use wmata.com for up-to-date schedules. As you approach College Park from Washington, to your left is the West side of the Metro Station (Calvert Road) (~20-40-minute walk to Campus). However, taxis and shuttle bus pickup lanes are located on the East (right) side. Often, there are cabs already waiting for passengers at the stations.

UM Shuttle Buses

The University of Maryland also operates a wheelchair accessible **shuttle service** (red & white UM Shuttle buses) which runs Mon.-Fri. to the College Park Metrorail station at 15-minute intervals beginning at 6:40 AM from the East Side of the metrorail station. (The last return from campus will be at 7:50 PM; during academic year the last run is at 3:00 AM). Stop and Pick-up points on campus are at the UM Circle and at Lot HH by the Stamp (Student) Union, which is two blocks away from Tawes (see **campus map**).

Paratransit

Participants may take advantage of the University of Maryland's Paratransit shuttle which transports students and visitors to locations across campus. This free service is open to visitors and is available for all academic engagements. However, visitors must register with the university and schedule trips in advance. Anyone interested in taking advantage of this service can contact rhetsa19@umd.edu. We need to reserve this service by May 15th; please be in touch with us before then. For more information on Paratransit please visit: https://transportation.umd.edu/shuttle-um/paratransit.

Bikeshare

College Park's bikeshare program, mBike, has stations around campus and the Metro station, which visitors can rent for a $6 daily fee.

AT THE RSA INSTITUTE

Event Locations

The RSA Institute will be hosted at the University of Maryland College Park, MD campus in three locations. The primary location is Tawes Hall, where the majority of sessions will be held. Secondary events will be held at Adele H. Stamp Student Union and at Milkboy ArtHouse, an off-campus bar and restaurant.

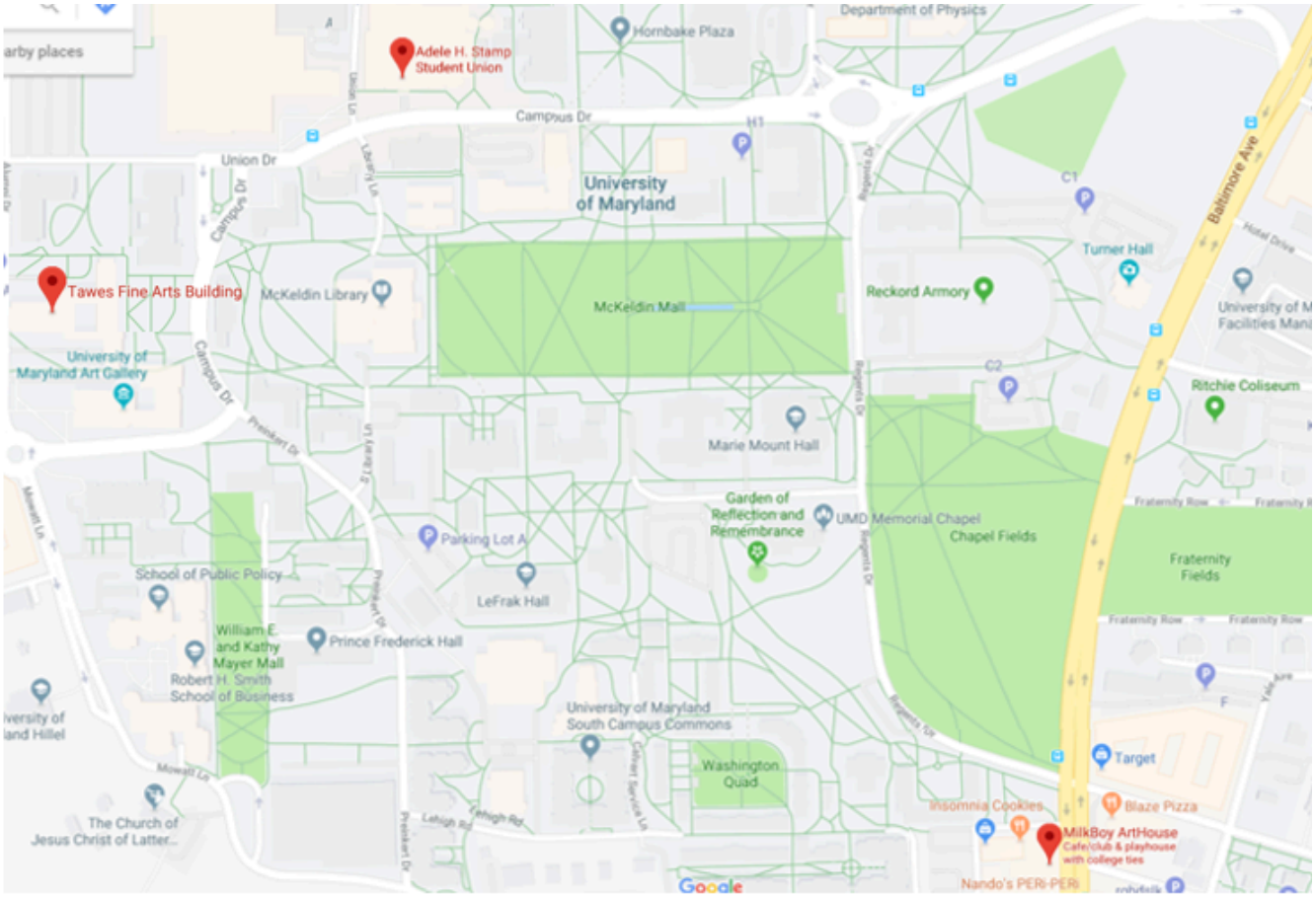

Image 2: This Google Map shows the three building locations on the University of Maryland campus. Stamp is located to the North, Tawes to the West, and MilkBoy ArtHouse is located to the Southeast off Baltimore Ave.

Cross-Campus Transportation

As these events are spread across campus, we recommend guests with difficulty walking long distances to stay at The Hotel. They offer a free shuttle service that services the surrounding campus area; however, this service is not wheelchair accessible. Participants may take advantage of the University of Maryland's Paratransit shuttle. This free service is open to visitors and is available for all academic engagements. However, visitors must register with the university and schedule trips in advance. Anyone interested in taking advantage of this service can contact rhetsa19@umd.edu. We need to reserve this service by May 15th; please be in touch with us before then. For more information on Paratransit please visit: https://transportation.umd.edu/shuttle-um/paratransit.

Tawes Hall

A daily breakfast and the seminar and workshop sessions will be found in Tawes Hall. Tawes Hall has an elevator servicing all floors and ramp entrances. There are two main entrances to the building: Alumni Drive entrance and Campus Drive entrance. The Alumni drive entrance leads into an older part of the building and requires a more circuitous path to the second and third floors where most of the events will be held. When entering from the Campus Drive entrance, participants will find elevators to the right and a stair case directly in front of the entrance that leads to the second floor.



Image 3: The Alumni Drive entrance to Tawes Hall has several small stair cases leading up to the doors. A ramp is found on the left-hand side of the building and a bike rack sits in front of the ramp.



Image 4: The Campus Drive entrance to Tawes has a ramp and bike rack on the right side of the building. A small garden with covered picnic tables are spread throughout the courtyard in front of the building.

Adele H. Stamp Student Union (Stamp)

Stamp is about a five-minute walk from Tawes (0.2 miles) and the Thursday afternoon luncheon and keynote will be held in the Grand Ballroom (First Floor) and Hoff Theater (Ground Floor). The Ground Floor is only accessible by stairs or elevator. There are two recommended entrances for events including the Main entrance and the South West entrance (see map on page 16). Both entrances are wheelchair accessible and elevators are found to the right of both entrances. For more information about Stamp please visit: http://thestamp.umd.edu/the_stamp_student_union/accessibility_resources.

Getting from Tawes Hall to Stamp Student Union

The walk between Tawes and Stamp is about 0.2 miles and takes about five minutes. It is mostly flat, even sidewalks that are well maintained. When leaving Tawes, participants should exit Tawes using the Campus Drive Exit, walk to the road, turn left and follow Campus Drive as it curves to the right. Stamp will be on the left-hand side of the road.



Image 5: This image shows the Main entrance of Stamp Student Union. It has three French doors with three small stair cases leading to the entrance. A ramp is behind the trees on the left side of the entrance.

Image 6: The above picture shows an image of Stamp from the angle of the corner of Campus Drive and Union Lane. On the right-hand side of the building is the Main entrance. A ramp leads to the Main entrance accessible from Union Lane. The South West entrance is on the left-hand side and is found off Union Lane.

Image 7: Above is a map of the rooms, stair cases, and elevators found in Stamp Student Union on the First Floor. The Main entrance is found off campus drive and the South West entrance is off Union Lane. The Grand Ballroom is located on this floor and can be found to the right of the Main entrance. It is the last room at the end of the hall on the left.

Image 8: This map is of the Ground Floor of Stamp. This floor features a food court with options like Salad Works, Chick-Fil-A, and Sbarro. In addition, a UPS Store, a small convenience store, and a Capital One Bank are found here. The Hoff Theater is found in the left corner of the map near Chick-Fil-A. Elevators are found throughout the building, usually near an entrance. The closest elevator to the Hoff Theater is found between the Hoff Theater and the Baltimore Room at the back of the building.

Quiet Room

A quiet room will be reserved in Tawes Hall. We will have information on the exact location closer to the date of the Institute.

Lactation Rooms

The University of Maryland has several lactation rooms available. Tawes's lactation room is located on the third floor (3119) and is accessible with a key. To pick up the key, please contact rhetsa19@umd.edu.

Tawe's lactation room features three options for sitting (including two chairs next to tables and one comfortable chair) and electrical outlets. There is also a sink and refrigerator located in room 2115 (downstairs just below lactation room).

Stamp's Nursing Room is located on the second floor of the Stamp. Stop by the Stamp Information Desk for more information. The University of Maryland also has several other lactation rooms across campus. Read more about options at http://thestamp.umd.edu/gh/campus_resources/family_services/lactation_and_baby_changing_locations.

Restrooms

There are restrooms assigned for Men, Women, and Accessible, All-Gender/Family in both Tawes and Stamp. The Men's and Women's restrooms have standard accessible features: an additional stall with a higher toilet, grab bars, and (some) room to maneuver. However, sinks in the restrooms designated for Men and Women may be high for wheelchair users.

There are two all-gender/family restrooms in Tawes in the basement floor. In Stamp, there is an all-gender/family restroom located on the ground level directly across from the Stamp Ticket Office and Hoff Theater. This is a single unit restroom that is equipped with a baby changing station and a bench so that breast-feeding parents have a private restroom facility. Stamp's all-gender/family restroom can be locked from the inside which allows for parents with small children to use a private restroom facility.

Weather

In early June, the high temperature in College Park tends to be in the mid-to-low 80s. Nights tend to drop into the mid-to-low 60s. Summer can be hot and humid but also have unpredictable rainstorms, so we'd recommend packing a travel umbrella or light raincoat. We recommend bringing sweaters or light jackets for use inside the conference areas and in the evenings since temperatures can vary in June.

MilkBoy ArtHouse (MilkBoy)

MilkBoy ArtHouse is a local bar and restaurant offering a variety of food and beverage choices, including vegetarian options. There menu can be found here: https://www.milkboyarthouse.com/menu.
Contact:
7416 Baltimore Ave, College Park, MD 20740
(240) 623-1423

MilkBoy is about a 14-minute walk from Tawes, a six-minute walk from the dorms, and a nine-minute walk from The Hotel. Parking is limited, but there are open-air metered lots beside and behind MilkBoy and also across Baltimore Avenue. For covered parking, there is Ledo's Parking Garage on the corner of Knox and Yale. The front entrance is wheelchair accessible and there is an elevator to the second floor.



Image 9: The outside of MilkBoy Arthouse is a dark grey, two story building. A red brick wall separates the sidewalk from Baltimore Ave.

ACCOMODATIONS

We are offering two separate options for accommodations: The Hotel at the University of Maryland and a dormitory, South Hill Suites. These lodging options are 10-15-minute walk from Tawes and the Stamp Student Union. Anyone interested in taking advantage of paratransit can contact rhetsa19@umd.edu. We need to reserve this service by May 15th; please be in touch with us before then.

The Hotel at the University of Maryland

7777 Baltimore Ave.
College Park, MD 20740
Phone: 301.277.7777

Entrances

The hotel is wheelchair accessible. The entrance has electric doors and check-in is located to the right of the entrance. Elevators are spread throughout the lobby area and all the restaurants are found on the first floor.



Image 10: This picture shows the outside of The Hotel which is a high rise, red brick building on flat terrain. Restaurants have outside entrances on the ground floor.



Image 11: This shows the Lobby Area. Escalators are to the left, a seating area is in the center of the room, and the lobby bar area is to the back right. The majority of the room is a plain, grey tile, but the sitting area and bar is surrounded by grey and orange abstract carpeting. A large glass chandelier hangs above the sitting area.



Image 12: The Lobby Registration Desks are found to the right of the main entrance. There are two separate island desks. Behind the desks is a metallic background with a bright orange light that harshly reflects off the surface that might be unsettling.



Image 13: A close up of the carpet in the lobby area. It is dark grey in color with orange, cream, and black abstract splotches.



Image 14: A close up of the carpet in the lobby bar area. It has two overlaid patterns. The bottom pattern is a light and dark grey zebra print that runs vertically. The top pattern is made of thick orange and dark grey waving lines that run horizontally on top of the zebra print.

Accessible Rooms

A limited number of accessible rooms are available. The Hotel requests that guests call 301.277.7777 and speak directly to the registration desk to reserve an accessible room.



Image 15: Accessible hotel rooms have bathrooms with handrail grab bars.

WIFI

The Hotel offers complimentary wifi.

Parking

The Hotel offers a private parking garage with 850 enclosed spaces. The garage offers discounted parking for guests of The Hotel and validated parking for restaurant and Red Door Spa guests. Valet services are also available. Please note only credit card payments are accepted.

Transportation

Complimentary shuttle service is available from the lobby of The Hotel; however, the vans are not wheelchair accessible. The Hotel shuttle offers transportation to the College Park Metro station (less than a mile away) and access to other destinations within a three-mile radius, including various points on the University of Maryland campus. Contact the bell desk to make shuttle arrangements.
For guests needing wheelchair accessible transportation may take advantage of the University of Maryland's Paratransit shuttle. This free service is open to visitors and is available for all academic engagements. Anyone interested in taking advantage of this service can contact rhetsa19@umd.edu. We need to reserve this service by May 15th; please be in touch with us before then. For more information on Paratransit please visit:
https://transportation.umd.edu/shuttle-um/paratransit.

Additional Images of The Hotel



Image 16: Image shows the 24-Hour Business Center. Along the left side of the room has four separate cubicles with flat screen computers and rolling chairs at each station. Each station also has a single-bulb hanging lamp above it. The middle of the room has a long, marble island desk with six rolling chairs pulled up to the desk. One laptop sits at the far end and the middle has plug-ins for laptops. The back wall has a printer. The carpet is dark grey with red, beige, and other dark neutral tone stripes.



Image 17: This image shows a rectangular indoors pool. There is room to maneuver around the pool with caution. White lounge chairs surround the pool. There is a portable lift designed to help people who need assistance to get in and out of the pool at the far end of the pool.



Image 18: This image shows a standard two bed room option. The far wall is comprised of picture windows with cream colored, blackout curtains. Directly in front of the widows is a cushioned chair and a small table on its left. A standing lamp sits directly behind the chair. Two full sized beds sit on the right side of the room, separated by a small desk. Two boxed shaped hanging lamps above each bed. One the left side of the room is a large tv that sits above a dresser with four draws. Directly next to the tv is a narrow desk with a desk chair and small lamp. A large mirror is hanging above the desk and a small trashcan is below. The carpet is a medium grey highlighted with jagged, abstract marron lines throughout.

The Hotel Restaurant and Bars

All the restaurants are wheelchair accessible. Some are more accessible than others as many are crowded with limited options for mobility. There are also no public family restrooms.

Old Maryland Grill - Craving local cuisine? Visit Old Maryland Grill for the area's best steaks, seafood and American fare. Enjoy local favorites like Maryland crab cakes and oysters from Maryland and Virginia waters as well as 24 beers and ciders on tap. Old Maryland Grill is also available for in-room dining.



Image 19: The Old Maryland Grill has red booths along the far wall that are raised on a small step. Several tables sit in front of the booths with plenty of room to navigate on both sides.

The Lobby Bar - Lobby Bar feels more like a high-end DC lounge than a hotel bar in the burbs. Aptly named for its location in the majestic lobby of The Hotel, the Lobby Bar is the ideal destination for those looking to unwind with a sophisticated cocktail or enjoy a selection of wines from all over the world. With 12 TVs, including three 100-inch 4K televisions, the Lobby Bar is the perfect place to catch nationally televised games, local sports teams, and of course, University of Maryland football and basketball.



Image 21: The image shows The Lobby Bar found in the lobby area of the Hotel. The bar is a rounded semi-circle with raised bar seats. Guests may also take drinks to sitting areas found in the lobby.

Potomac Pizza - Since 1978, Potomac Pizza has been one of Maryland's most delicious and beloved family restaurant favorites! Come for pizza, homemade lasagna and meatballs, delicious hamburgers or the best wings in town, all made with the freshest ingredients. Guests will enjoy the milkshake bar and made-to-order cookies. It's the ideal casual hotel restaurant.



Image 22: This pizza joint has lots of TVs hanging above a small bar area. A short wall divider separates half booths in the front of the room and booths that line the back wall. There is room to navigate on both sides of the room.

Bagels ‘n Grinds - This upscale coffee and New York-style bagel house serves breakfast all day long, plus sandwiches and soups. Satisfy that sweet tooth with a variety of fresh, made in-house muffins, cookies, brownies or yogurts or take advantage of the largest coffee bar in town. Choose between fresh brewed hot coffee, fresh brewed iced coffee selection and our fresh brewed iced tea. Bagels ‘n Grinds features a long window bar with lots of power outlets for laptops and phones.



Image 23: Picture of Bagels ‘n Grinds. The floor is wooden planks of different colors and textures. The room has tables, booths, and some larger cushioned chairs. Some of the tables are easily accessible, but the rows are not all easily accessible by wheelchair.

SOUTH HILL SUITES: DORMITORIES

South Hill Suites dormitory option is a price friendly, on-campus option (8-minute walk to Tawes). There are some wheelchair accessible rooms available by request, but the bathrooms have standard sinks and toilets. Participants interested in requesting wheelchair accessible rooms please contact rhetsa19@umd.edu as soon as possible to discuss options.

Suites will be a double room that offers a bathroom, wi-fi access, and a linens package. Information and online reservation for will be available in January.



Image 24: This image includes is of a typical decorated double room. This room features a window and two twin sized beds separated by a desk with a chair and single shelf.

Conference Activity

Local Attractions—College Park

College Park is an increasingly vibrant suburban college town. It hosts entertainment in the Clarice Smith Performing Arts Center as well as the MilkBoy ArtHouse. The College Park Airport is the longest continuously operating air field in the world, and its associated museum tells its long history. The College Park area boasts a critical mass of bars and restaurants, including a local microbrewery and an outpost of Busboys and Poets restaurant and coffeehouse, to satisfy any group of workshopping rhetoric scholars.

Local Attractions—Washington, D.C.

For scholars of rhetoric, Washington, D.C. area attractions speak for themselves

1. Institutions of government (White House, U.S. Capitol, Supreme Court, Pentagon)

2. Monuments and memorials (Martin Luther King, Jr. Memorial, Thomas Jefferson Memorial, Abraham Lincoln Memorial, Franklin Delano Roosevelt Memorial, Washington Monument, Marine Corps War Memorial [Iwo Jima Memorial], National WWII Memorial, Vietnam Veterans Memorial, Korean War Veterans Memorial).
3. Libraries and archives (Library of Congress, National Archives, Folger Shakespeare Library, Sewall-Belmont House)
4. Museums (Smithsonian Institution, National Museum of African American History and Culture, National Museum of the American Indian, United States Holocaust Memorial Museum, Newseum, Corcoran Gallery of Art, Phillips Collection).

We hope Institute participants take advantage of these local attractions before and after the Institute, as well as in the off hours of the sessions. Click the links for more information about accessibility for each location.

WHEELCHAIR SERVICE

Participants may take advantage of the University of Maryland's Paratransit shuttle which transports students and visitors to locations across campus. This free service is open to visitors and is available for all academic engagements. However, visitors must register with the university and schedule trips in advance. Anyone interested in taking advantage of this service can contact rhetsa19@umd.edu. We need to reserve this service by May 15th; please be in touch with us before then. For more information on Paratransit please visit: https://transportation.umd.edu/shuttle-um/paratransit.

WIFI

RSA will provide participants with a wifi password upon registration in College Park.

NEAREST DRUGSTORES

College Park Pharmacy (0.3 miles from The Hotel)
4701 Melbourne Pl
College Park, MD 20740
(301) 474-0500
Open: M-F 10-6, Sat 11-5, Sun 12-5

CVS Pharmacy (0.4 miles from The Hotel)
7501 Baltimore Ave #1
College Park, MD 20740
(301) 955-1922
Open: M-F 10-6, Sat 11-5, Sun 12-5

CVS Pharmacy (0.6 miles from The Hotel)

7300 Baltimore Ave, College Park, MD 20740
(301) 277-6114
Open 24 Hours

THANKS

Thank you to Katie Bramlett, UMD graduate student and RSAI 2019 committee member, for conducting extensive accessibility research and for composing this guide. Katie used as models for her work the accessibility guides from the 2018 RSA conference in Minneapolis and the 2019 Conference on College Composition and Communication in Pittsburgh. Thank you to the committee members who composed those guides; they were invaluable resources. Special thanks also goes to disability rhetorics scholar Ruth Osorio for her expert feedback and guidance.