

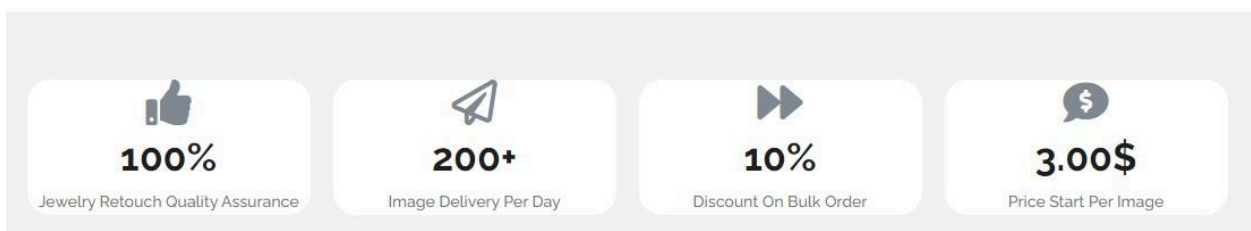
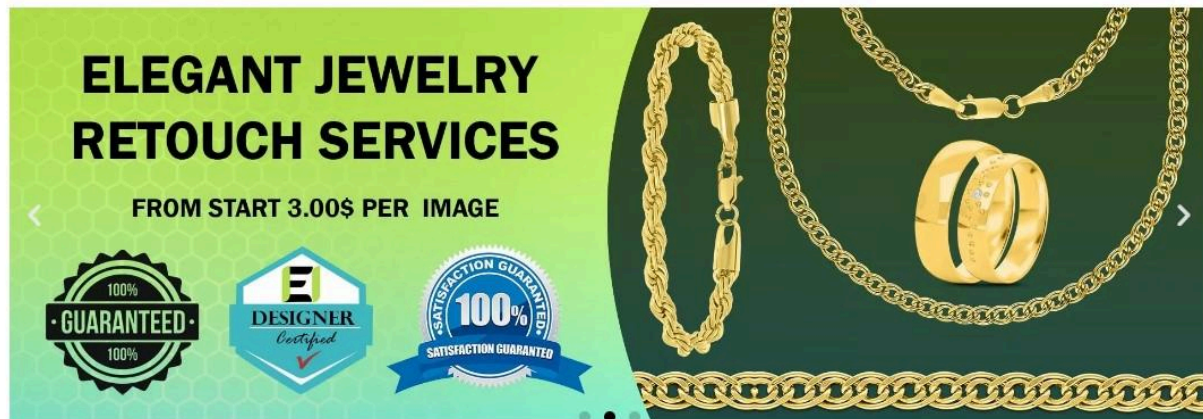
Jewelry retouching is absolutely time-consuming and a challenging task. The images of the jewelry require perfect editing and retouching in order to be presented as the authentic pictures without any cut or photoshop work, which can be frustrating sometimes. Here are some tips that help you to manage your [jewelry photo retouching](#) work in the most cost-effective way and make it profitable for your jewelry business.

☰ 3 Ways to Retouch Your Jewelry Photos for a Professional Look

Understand that you will never be satisfied with your work

1. It's important to understand that you will never be 100% satisfied with your work. This is especially true when it comes to retouching photos of jewelry.
2. There will always be something that you could have done better or something that you wish you had changed.
3. The key is to learn to accept your work for what it is and move on.
4. If you dwell on your mistakes, you'll never be able to move forward and improve your skills.

☰ 10 Types of Jewelry Retouching Techniques You Should Know



Set Some Rules before Starting

1. Determine your editing style. This will be based on the overall look and feel you want your jewelry images to have.
2. Choose which photo editing software you will use. There are many options available, so do some research to find the one that best suits your needs.
3. Set a price for your services. This will depend on the time it takes you to edit each image and the complexity of the edits required.
4. Find clients who are willing to pay for your services.

☰ 8 Tips to Make Money in the Photo Retouching Business

Pick One Image at a Time

1. When it comes to retouching photos of jewelry, take it one image at a time. This way, you can focus all of your attention on that one photo and get it looking perfect.
2. Pay attention to detail. Small details can make a big difference when retouching photos of jewelry.
3. Be patient.


Take Notes After Every Step You Do

1. Research your target market and find out what kind of photos they prefer.
2. Then, offer a jewelry retouching service that meets their needs and budget.
3. Set your prices based on the time it will take you to complete the project, as well as the value you bring to the table.
4. Use before-and-after examples to show off your skills and increase conversions.

How to Make Photo Retouching Profitable for Your Jewelry Business

Make Sure You Can Undo Everything

As a jewelry business, you know that time is money. And when it comes to photo retouching, it can often feel like you're spending more time than you'd like in front of the computer. But what if I told you that there are ways to make photo retouching more profitable for your business? Here are 5 tips

Google Maps:  Image Expert India

Facebook: <https://web.facebook.com/Imageexpertindia>

Twitter: <https://twitter.com/Imageexpertindi>

Youtube: <https://www.youtube.com/channel/UCyPQ0HXzoIUWY62ssfVwWTA>

Linkedin: <https://www.linkedin.com/company/image-expert-india>

Instagram: <https://www.instagram.com/accounts/login/?next=/imageexpertindia/>

About our company: <https://imageexpertindia.com/about-us/>

Affordable price for our services: <https://imageexpertindia.com/pricing/>

Contact us: <https://imageexpertindia.com/contact/>