

Restoring

-Or- Help! Where are my Triggers???

ACT has a great backup feature, so no need to panic if your triggers are suddenly gone. Go to the Options Tab, then click ON the Configuration Import/Export Line (PINK):

Advanced Combat Tracker - (Tiao) Log Idle - Unknown Zone - Log Time: 12:06:05 PM (Est. 12:06:55 PM)

Main Options Custom Triggers Plugins Import/Export History Database About

Search Options... Clear

Miscellaneous
Sound Settings
Configuration Import/Export
XML Share Snippets
XML Config Subscriptions
LCD Display Options
Monochrome LCD Options
Color LCD Options
Main Table/Encounters
General
Encounter Culling
Zone View Options
Encounter View Options
Combatant View Options
Damage Type View Options
Attack Type View Options
Output Display
Graphing
Mini Parse Window
Text Export Settings
ODBC (SQL)
ACT Web Server
HTML File Generation
Color and Font Settings
Main User Interface
Graphing
Miscellaneous
Selective Parsing
Data Correction
Miscellaneous

Import/Export ACT Settings ... Import... Export...

Convert Config XML to XML Share Snippet

Convert to XML Snippet

Load ACT configuration backups

File Name	File Size	File Date
Advanced Combat Tracker.config.20191024224657.xml	308.82KB	10/24/2019 10:37 PM
Advanced Combat Tracker.config.20191024230119.xml	308.82KB	10/24/2019 10:46 PM
Advanced Combat Tracker.config.20191029190124.xml	308.81KB	10/24/2019 11:01 PM
Advanced Combat Tracker.config.20191029204807.xml	309.06KB	10/29/2019 7:01 PM
Advanced Combat Tracker.config.20191029211735.xml	309.06KB	10/29/2019 8:48 PM
Advanced Combat Tracker.config.20191029214506.xml	309.06KB	10/29/2019 9:17 PM
Advanced Combat Tracker.config.20191103100823.xml	309.40KB	10/29/2019 9:45 PM
Advanced Combat Tracker.config.20191103233752.xml	309.39KB	11/3/2019 10:08 AM
Advanced Combat Tracker.config.20191105230604.xml	307.54KB	11/3/2019 11:37 PM
Advanced Combat Tracker.config.20191110115627.xml	307.54KB	11/5/2019 11:06 PM

Refresh Load Backup

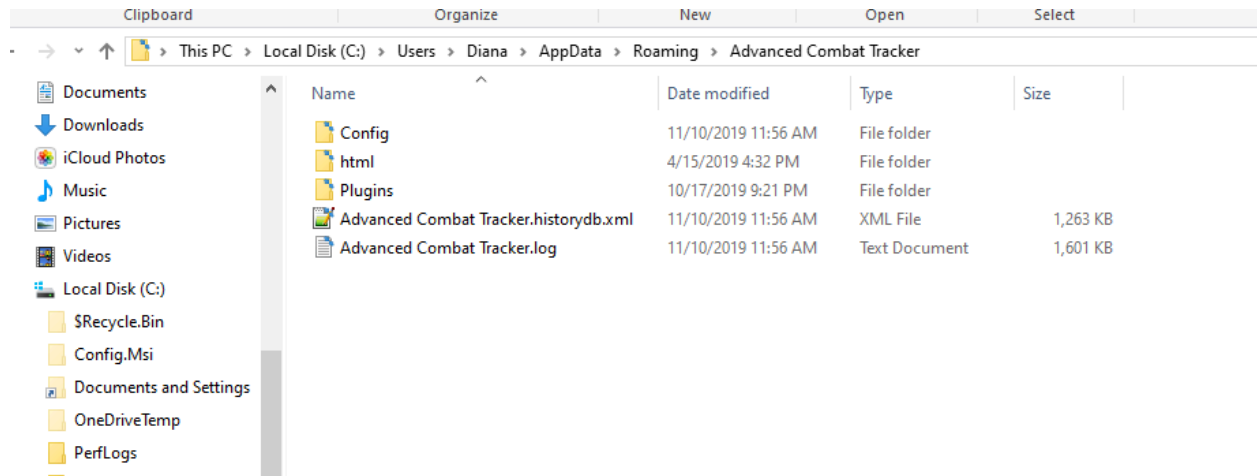
Help
Mouse-over an item to view a more detailed explanation.

Then you can select the last known working backing (BLUE - likely the latest one) and hit the load backup button (ORANGE).

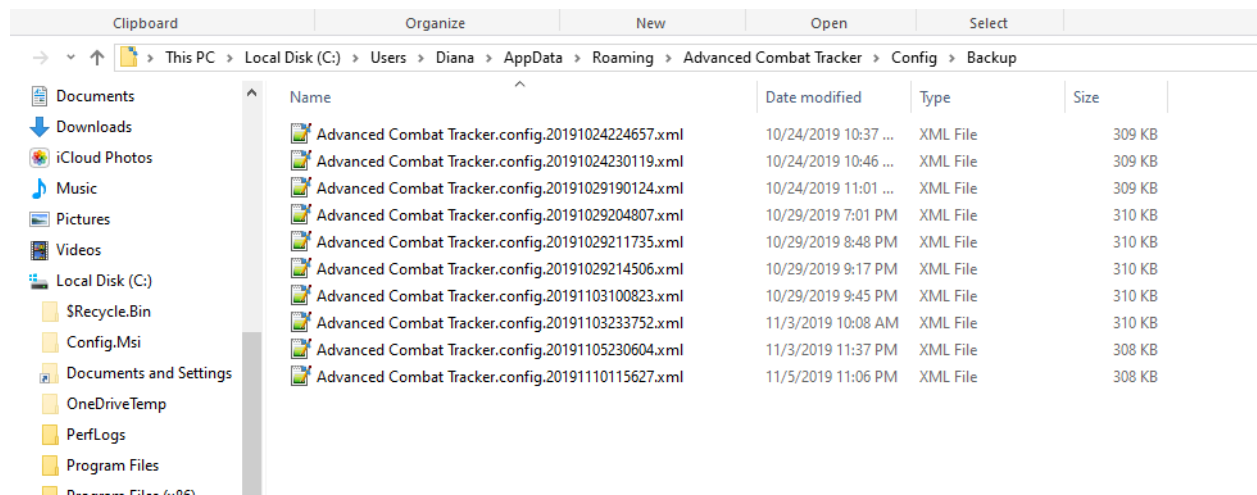
Backing Up:

Those backups above will happen automatically, but if you want even more backup options:

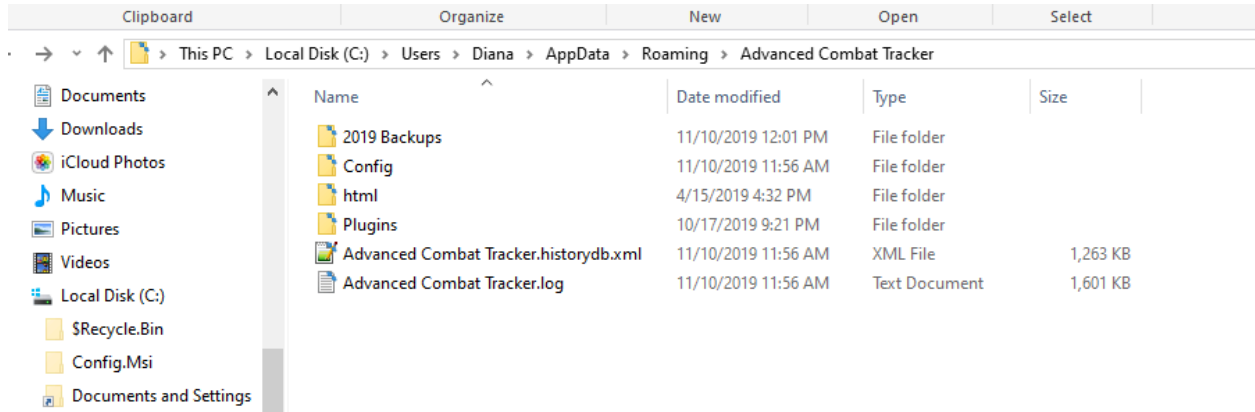
Typical ACT file location:



Backup Files:



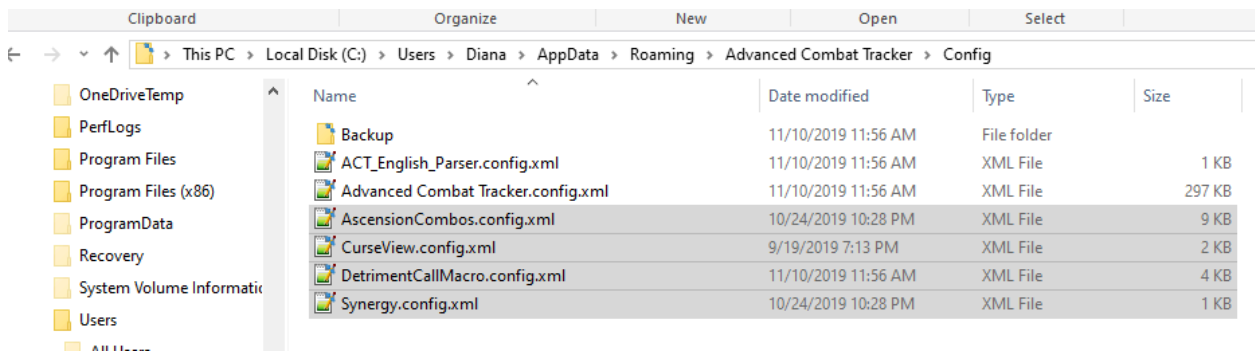
Recommended for more backup options - Copy (Ctrl-C) the backup folder, move to the main ACT folder (or when you will remember) paste & rename. I put mine:



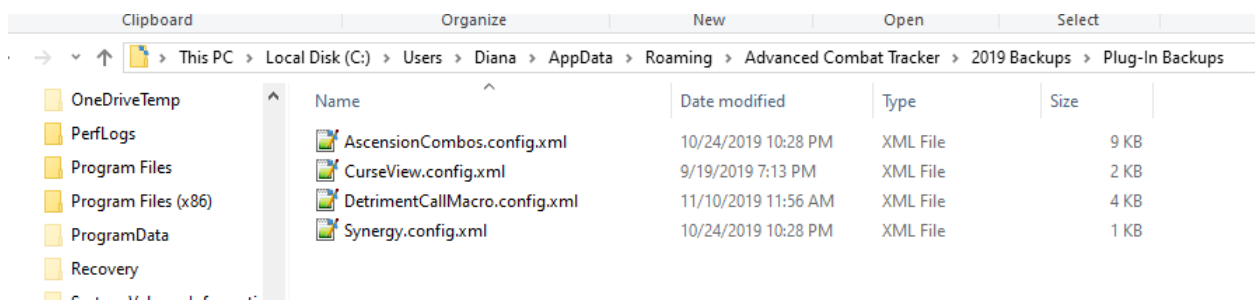
That way you can remove old expansions, etc, with even more confidence.

Plug-In File Backup

You likely want backups of your plug-in configuration files too. These are in the Config folder along with the current main config file. I do not think these are automatically backed up at all, so it may be more important to grab these. Select all, except ACT_English_Parser.config.xml & Advanced Combat Tracker.config.xml, Copy them



Then move to your new Backup folder and make a folder in that called Plug-In Backups, and paste them there.



If anything happens to your plug-in files, you can manually replace an older working version to the original "Config" folder.