

/ qu /

Notes for parents - When two letters make one sound, it is called a digraph. The letter <q> does not have it's own sound in English and is nearly always seen as part of the digraph <qu>. The sound /qu/ is really like /k/ and /w/ blended together as /kw/

Point of Information (no need to teach the children this): When <a> and <ar> follow the /qu/ sound it can change the vowel sound e.g. quarter and squash

Activities - Story, Picture and Action; qu flashcard, Word bank flashcards, Sound Sheet (page 4 below), Writing Practice, (page 11 below), Activites (page 12-14 below)

Print or make /qu/ flash card or use the App: Hold up the flashcard and the say / qu / sound.

Flash Card

qu

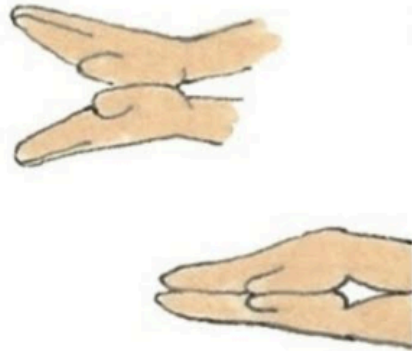
Look at the picture, read the story for your child, ask them to find words that contain the /qu/ sound.



Storyline: A boy and his family are in the park. They give some bread to the ducks and squirrels. The squirrels scamper over quickly. They quarrel and squeak at each other. The ducks rush to the side of the pond quacking loudly. The boy laughs and pretends to be a duck too, saying /qu, ut/ qu / **Tell the story, look for words with the /qu/ sound. Do the action. Learn the [song](#) and action. See example of [school lesson](#)**

Song

Action



The children make their hands into a duck's beak, opening and closing them, saying, /qu, qu, qu/.

Qu / qu



Action: Make a duck's beak with your hands, and say qu, qu, qu.

qu

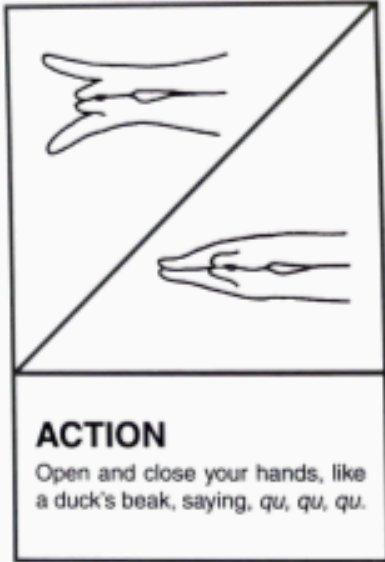
Tune: *The Wheels on the Bus*

The duck in the pond
quacks, "/qu/-/qu/-/qu/,"
"/qu/-/qu/-/qu/,"
"/qu/-/qu/-/qu/."
The duck in the pond
quacks, "/qu/-/qu/-/qu/,"
all around the pond.




Blending: The children blend the words on this sound sheet, pointing to the dot underneath each sound as they say it.

Qu qu



quick quilt
... ..

liquid squid
... ..



qu qu qu . . .

qu Flashcards

(Print and cut or make your own flashcards)

quit

quiz

quick

liquid

queen

quack

quest

quench

Phrases to Read

a good quiz


fish and chips

a quick dash

a bad punishment

Letter formation - Explain how / qu / is written, -It is easier for the children to remember to write both letters if they learn to join them up. Starting with the 'q' - form as an 'a' and continue the stem down to below the line, up diagonally to join 'u', straight up to top of u, down around to right, up, down and end in a joining tail. (see Jolly Phonics app for animation). Children practice writing in air first and then move on to practising writing the letters by tracing the dotted letters on the Sound Sheet (see below), create your own writing practice sheet - use a highlighter / light coloured marker and write qu for the children to trace over. When they have the correct formation [without lifting pencil], they can practice writing the letters on their own.

Formation

A large, bold, black cursive illustration of the letters 'qu' joined together. The 'q' is formed as a circle with a vertical stem that curves into the 'u'. The 'u' is formed with a vertical stem, a curved bottom, and a small tail at the end. This is intended for children to trace over.

Writing

Call out these sounds and ask the children to write them down

qu th ch y oo

Call out the words below, ask the children to write them down


quit quiz queen quail

Depending on your child's ability, compose a short phrase or sentence to write.

Qu Phonics Activity Sheet

Find the things that start with the qu sound and draw a circle around them. Trace the letter **qu** where you see it. Colour the pictures.

 queen	 quack	 ship
 quiz	 cow	 goat
 quill	 coin	 quick




quilt

Can you make the word
quilt with playdough?

Words with **qu** flash cards



queen




quiet

Words with **qu** flash cards



quill




quarter

Words with **qu** flash cards

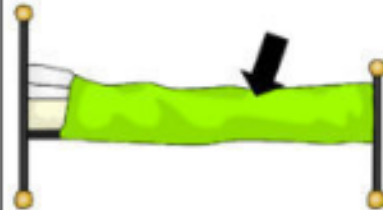


quiver




square

Words with **qu** flash cards




quilt




quack

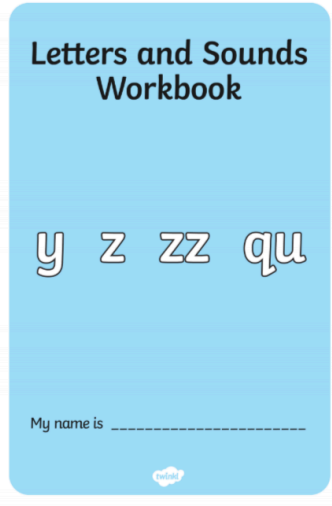
Draw something with the qu sound in it

A large, empty rectangular box with a black border, intended for a drawing.

Can you write about it.

Three horizontal black lines, intended for writing a description.

Links to qu activities



[Workbook](#)

[Alphablocks video](#)