



FAQ for Online Admission

(revised on 21st April 2024)

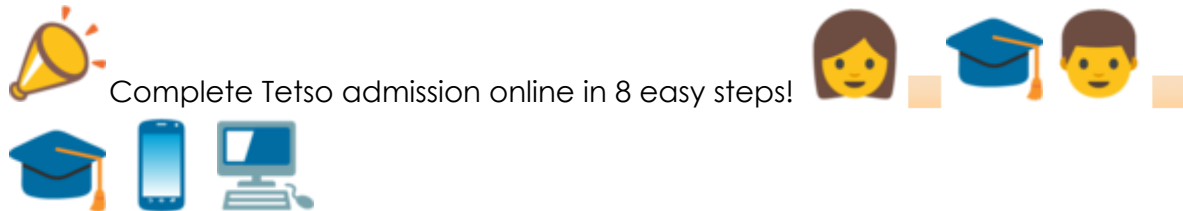
This Frequently Asked Questions (FAQ) sheet is intended to provide information on the Admission Process at Tetso College.

This FAQ is not exhaustive and will be updated periodically. Please go through this list before emailing admission@tetsocollege.edu.in in case your question has already been answered.

1. What are the general steps for taking admission online?


General Steps for Online Admission

(This procedure is not for EARLY ADMISSION OR PROVISIONAL ADMISSION STUDENTS)



Step 1: **Download Prospectus.** Pay the Registration Fee ₹500.00. Register yourself here ==> Admission Portal: admission.tetsocollege.edu.in


Step 2: Create an Account and Upload Payment Receipt.

Step 3: Our admission team will diligently verify your information and activate your account within 48 hours. Check your  email and follow the instructions carefully.

Step 4: Login. Carefully fill out and submit your complete application form.

Step 5: After Submission of information and documents, wait for an acceptance

email or call  (the Admission team will respond within 48 hours)

Step 6: After acceptance email or call, login once again in the online admission portal with your registered user ID and pay the Admission Fee online within  3 days to confirm your seat.

Please note Admission Payment done after 3 days will be subject to availability.

Step 7: Receive a welcome email  You are now officially a Tetso student 

Step 8: Make sure you collect your **welcome kit** when you join college by showing your admission receipt.

2. **What do I need to do after registering my account on the admission portal?**

We'll verify your details within 48 hours. You'll receive an email notification once that's done. Check your inbox for an email from us. It will contain a link that allows you to create a password for your account. Once you've created your password, you're all set! Simply click on "Home" from the menu to proceed.

3. **I did not receive any verification email. What do I do?**

A valid email ID is required to register on the admission portal. Check and verify in case of typos. You may also check the spam folder of your email inbox in case the verification email is marked as spam.

4. **How can I get my login password in case I forget?**

On the login page click on the "[Reset your password?](#)" link. You will be asked to enter your registered email ID. An email with the password reset link will be sent to the registered email ID.

5. **What are the documents required for Admission to a programme?**

Click on this link to check for required documents:

<https://tetsocollege.org/admission/>

6. What are the documents required for early/provisional admission, even if my result has not yet been declared?

Yes, you can take admission.

The following are required:

FOR DEGREE (BA/BCOM/BCA/BBA/BSW)

- a) Qualifying Exam Admit Card
- b) Previous Exam Marksheet (ie. Class 11 Promotion Exam)
- c) Statement of Purpose*/Essay on why you would like to study at Tetso College (Min 500 words)
See below for example

FOR PG (MA Eng/MA Pol Science)

- a) Qualifying Exam Admit Card
- b) Previous Exam Marksheet (ie. B.A 5th Sem)
- c) Statement of Purpose*/Essay on why you would like to study at Tetso College (Min 500 words)
See below for example

*What is a Statement of Purpose essay?

A Statement of Purpose is an essay stating the purpose of applying to a particular course in a particular college/university.

This essay consists of:

- a) A gist of Who you are - Mention your family and educational background in brief; List out important achievements of your school/college life; role in any other social/church/community activities
- b) Who you want to become - Be honest and genuine - List your tentative future plans/goals in life; indicate why you are interested in studying the specific programme you are applying to; what are your other skill sets or interests that set you apart from other applicants.
- c) Why do you want to study at Tetso College: Indicate the areas in which you feel Tetso College can help you achieve your goals and what facilities you would like to avail of and why.

Give careful thought to your points and write 2 or 3 drafts before finalising on your Statement of Purpose Essay.

Sample Essays online & Important Links to help you write a great Statement of Purpose Essay:

1.

<https://www.prepscholar.com/gre/blog/graduate-school-statement-of-purpose-sample/#:~:text=But%20looking%20back%20at%20my,was%20accepted%20to%20the%20program.>

2. <https://wordvice.com/examples-of-successful-college-personal-statements/>

3. https://www.youtube.com/watch?v=8Bj2Xy_xD50

4. <https://www.youtube.com/watch?v=tRC0HZyNCW4>

7. What are the courses/programmes available at Tetso College?

Tetso College currently offers 3 programmes. To check out the courses available click on the links:

a) Undergraduate (BA/BCom/BBA/BCA/BSW/BMUS) -

<https://tetsocollege.org/academics/graduate-degree/>

b) Post Graduate (MA) in English and Political Science -

<https://tetsocollege.org/academics/post-graduate-programme/>

8. What are the fees for each course?

Click on the link to go to the correct course Fee Link →

<https://tetsocollege.org/admission/financial-aid-tuition/>

9. What are the different kinds of Scholarships available for students?

Tetso College offers a range of scholarships for different courses to students based on merit, financially weaker sections of society and a few special cases.

The different scholarships on offer are

(also accessible here → <https://tetsocollege.org/scholarship-aid/>)

10. How can I apply for a Scholarship or Financial Aid?

Interested applicants must first check the eligibility criteria, after which they can fill up the Application Form - >

[**APPLY FOR SCHOLARSHIP HERE**](#)