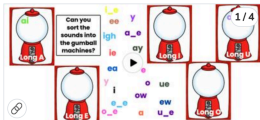





## Year 1 - Term 4 Week 1: Welcome back Year 1!

	<p><b>Monday</b></p> <ul style="list-style-type: none"> <li>If you are working remotely from home please register your attendance (once a day) at the following link:</li> <li><a href="https://sites.google.com/dow.catholic.edu.au/sap-home-learning-hub/classwork/year-1">https://sites.google.com/dow.catholic.edu.au/sap-home-learning-hub/classwork/year-1</a></li> </ul>	<p><b>Tuesday</b></p> <ul style="list-style-type: none"> <li>If you are working remotely from home please register your attendance (once a day) at the following link:</li> <li><a href="https://sites.google.com/dow.catholic.edu.au/sap-home-learning-hub/classwork/year-1">https://sites.google.com/dow.catholic.edu.au/sap-home-learning-hub/classwork/year-1</a></li> </ul>	<p><b>Wednesday</b></p> <ul style="list-style-type: none"> <li>If you are working remotely from home please register your attendance (once a day) at the following link:</li> <li><a href="https://sites.google.com/dow.catholic.edu.au/sap-home-learning-hub/classwork/year-1">https://sites.google.com/dow.catholic.edu.au/sap-home-learning-hub/classwork/year-1</a></li> </ul>	<p><b>Thursday</b></p> <ul style="list-style-type: none"> <li>If you are working remotely from home please register your attendance (once a day) at the following link:</li> <li><a href="https://sites.google.com/dow.catholic.edu.au/sap-home-learning-hub/classwork/year-1">https://sites.google.com/dow.catholic.edu.au/sap-home-learning-hub/classwork/year-1</a></li> </ul>	<p><b>Friday</b></p> <ul style="list-style-type: none"> <li>If you are working remotely from home please register your attendance (once a day) at the following link:</li> <li><a href="https://sites.google.com/dow.catholic.edu.au/sap-home-learning-hub/classwork/year-1">https://sites.google.com/dow.catholic.edu.au/sap-home-learning-hub/classwork/year-1</a></li> </ul>
<p><b>First Session</b></p>	<p><b>PUBLIC HOLIDAY</b></p>	<p><b>English</b></p> <p><b>Spelling Focus</b> <b>Revision of long vowel sounds (Long a, e, i, o, u)</b> Find the activity on Seesaw called 'Long Vowel Revision.' Practise all of the phoneme codes we have learnt this year by sorting the sounds and writing words from a spinning wheel.</p> 	<p><b>Zoom Video Call</b> <b>1 RED ONLY!!!!</b> Join 1 Red and Mrs Fiatarone on a Zoom video call at <b>9:30am</b>. For today's activity you will just need a piece of paper and a pencil to keep count of your score. <b>Game: Heads or Tails.</b>  Click the link below (or on Seesaw) to access your class zoom session:  <b>1Red:</b> <a href="https://dowcatholic.zoom">https://dowcatholic.zoom</a></p>	<p><b>English</b></p> <p><b>Spelling Focus</b> <b>Revision of Long E Sound</b> Play 'Long E Phonopoly' on Seesaw (a phonics themed Monopoly game). The rules are explained on the first slide.</p>  <p><b>Reading:</b> On Seesaw, find the book</p>	<p><b>Zoom Video Call</b> <b>1 WHITE ONLY!!!!</b> Join 1 White and Mrs Knight on a Zoom video call at <b>9:30am</b>. For today's activity you will just need a piece of paper and a pencil to keep count of your score. <b>Game: Heads or Tails.</b>  Click the link below (or on Seesaw) to access your class zoom session:  <b>1White:</b></p>



**Reading:**

**We invite all students to try going up one level in their reading from today. If this is too challenging, it is okay to stay on your current level and we will formally assess reading levels when we return to face-to-face teaching.**

Read a book from the level allocated to you on Sunshine Online.



**Writing Focus: Narrative**

Following on from the descriptive writing we did last term, we will be learning about narrative writing this term. Find the activity on Seesaw called 'Jack and the Beanstalk.' Watch the story of Jack and the Beanstalk, then choose a character to describe. Finally, select a character as your favourite

[us/j/66159579351](https://us/j/66159579351)

**Meeting ID: 66159579351**



**English**

**Spelling Focus**

**Revision of Long A Sound**


Play 'Long A Phonopoly' on Seesaw (a phonics themed Monopoly game). The rules are explained on the first slide.



**Reading:**

On Seesaw, find the book called 'The snails that Tim forgot.' This is a book that uses lots of long A words. On the two pages with a giant, yellow star, record yourself reading for your

called 'The teeny, tiny tree.' This is a book that uses lots of long E words. On the two pages with a giant, yellow star, record yourself reading for your teacher.



**Writing Focus: Narrative**

Find the activity on Seesaw called 'Writing about Jack and the Beanstalk.' Re-read yesterday's story of Jack and the Beanstalk (or have a try reading it to yourself). Remember to read it with fluency and expression! After reading, write one sentence about each part of the story using the pictures and prompting vocabulary words to help you.

**\*This will be a marked activity by the teacher.**

<https://dowcatholic.zoom.us/j/63507930010>

**Meeting ID: 63507930010**



**English**

**Spelling Focus: Camera Words**


Find the activity on Seesaw called 'Camera Words Practise.' Spin the wheel 15 times and practise saying those words out loud. Then, select 5 boxes on the next slide and practise writing each of those words 3 times each on a piece of paper.






and explain why.

**\*This will be a marked activity by the teacher.**



1/8

teacher.




1/10

### Writing Focus: Narrative

Find the activity on Seesaw called 'Sequencing.' Listen to the story of Jack and the Beanstalk, then sequence the picture scenes from the story. On the last slide, fill out a story placemat. Complete the important information about Jack and the Beanstalk.



1/12



1/13


### Reading:

Read a book from the level allocated to you on Sunshine Online.



### Writing Focus: Narrative

Find the activity on Seesaw called 'Magic Beans.' Design your own magic beans and explain what magical powers they would have.



1/2

### Assembly

#### Whole School Assembly

Find the link on Seesaw to watch our whole school assembly.

Break



**Second Session**

**PUBLIC HOLIDAY**

**Mathematics**

**Number sense**

Number Busting

The Number is **24**.


Write down as many addition and subtraction number sentences as you can that equal **24**

E.g  $20+4=24$

$28-4=24$

**Topic- Odd & Even Numbers**

Learning Intent: We are learning to model and describe 'odd' and 'even' numbers.



Watch the video on Seesaw explaining what 'odd' and 'even' means.

**Mathematics**

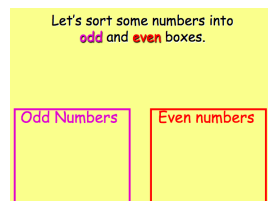
**Number sense**

Daily Number Practise

<https://youtu.be/BCzisQL8dXM>

**Topic- Odd & Even Numbers**

Learning Intent: We are learning to model and describe 'odd' and 'even' numbers.



Watch the video 'Odd and Even Numbers' and then complete the Seesaw activities.

Listen to the song below to learn a new trick to help determine if numbers are 'odd' or 'even':

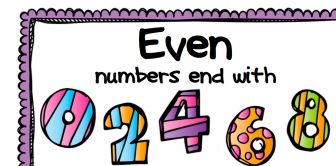
**Mathematics**

**Number sense**

Study Ladder

**Topic - Odd & Even Numbers**

Learning Intent: We are learning to model and describe 'odd' and 'even' numbers.



Watch the video introducing the Odd or Even Rule. Complete the Seesaw activities, identifying if numbers are 'odd' or 'even'. Then colour all the EVEN numbers to reveal a hidden picture.

**\*This will be a marked activity by the teacher.**

**Mathematics**

**Number sense**

Daily Number Practise

<https://youtu.be/DvoZJwHUDIU>

**Topic - Odd & Even Numbers**

Learning Intent: We are learning to model and describe 'odd' and 'even' numbers.



Listen to the Story 'Even Steven and Odd Todd' and then play the board game and dice game.






Then complete the grouping activities to determine if the numbers shown are odd or even.

### Brain Break

Drawing Challenge  
Draw something using only dots or circles.



(See Seesaw for details)

### Religion - The Annunciation



Listen to the story "Angel Gabriel visits Mary". Write the Hail Mary prayer as you play the game on Seesaw. Practise saying this prayer each day this

<https://www.youtube.com/watch?v=-kHtGbnYKGc>

**\*This will be a marked activity by the teacher.**

### Brain Break

Go Noodle Dances:  
[Banana Banana Meatball](#)

[Knicky Knacky Knocky Knoo](#)

[The Loud House Dance Remix](#)

### Religion- The Annunciation



In the story of the Annunciation which words were spoken by Mary and which were spoken by the Angel Gabriel?



In the Story of the Annunciation which words were spoken by Mary and which were spoken by the Angel Gabriel? Complete the activity on Seesaw. Listen to the song "Mary said Yes".

### Brain Break

Mindfulness Choice Spinner  
(See Seesaw)



### Religion - The Annunciation

#### Hail Mary Word Search



Watch the video, retelling the story of the Annunciation. Complete the question chart on Seesaw about what Mary saw, heard, felt, thought and said. Then continue to practise the Hail Mary prayer as you complete the Hail Mary find-a-word.

**\*This will be a marked**

### Brain Break

Make a paper airplane. Measure how many steps the plane flies. Try a new design to see if you can beat that distance.

### Religion -The Annunciation




Listen to the song "[I wanna Say Yes](#)".

Write down or record yourself saying how you have said YES to God, just like Mary did. Play the Hail Mary Board Game.

**\*This will be a marked activity by the teacher.**



		week.	<p><a href="https://www.youtube.com/watch?v=4b-El-90TUg">https://www.youtube.com/watch?v=4b-El-90TUg</a></p> <p>Then continue to practise the Hail Mail prayer.</p> <p><b>Library</b></p> <p>Find Mrs Cordingley's Week 1 Library lesson on Seesaw. Listen to the story 'Shhh Little Mouse' and complete the sentences on the last two slides.</p> 	<b>activity by the teacher.</b>	
<b>Break</b>					

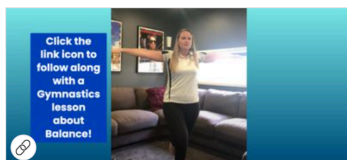


### Third Session

#### PUBLIC HOLIDAY


#### Physical Education

Our focus sport for this term is Gymnastics. We are beginning to learn a very important gymnastics skill: balancing. On Seesaw, follow along with Mrs Fiatarone to practise some balancing poses. You will need a partner for some of the poses. Maybe a parent or a sibling!



#### Health

We are beginning a new unit this term called Street Sense. It's all about keeping safe around busy streets and traffic. Find the activity on Seesaw called 'Hold My Hand.' Listen to a road safety story, then write the names of 5 adults who you could hold hands with when there is lots of traffic about.



#### Physical Education

##### Sport Bingo

See Seesaw for details.



#### Geography - Me on The Map

##### Introduction to Maps.

Listen to Mrs Knight read the story "Me on the Map".

Draw a map of your bedroom, showing us the different features in your room. Now think about how houses have changed over time. Think about how your bedroom is different from how bedrooms were in the past. Why do you think they are different now?

Now think about the future and what bedrooms may look like then. Draw another map now, this time a map of your DREAM bedroom of the future. (See Seesaw for more details).



**St Anthony's Picton**  
A Catholic Parish Primary School Diocese of Wollongong

*Growing in respect and honesty*

--	--	--	--	--	--

Class Codes:

:

: