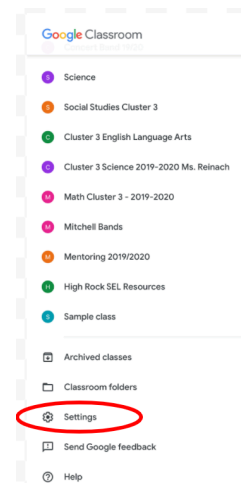
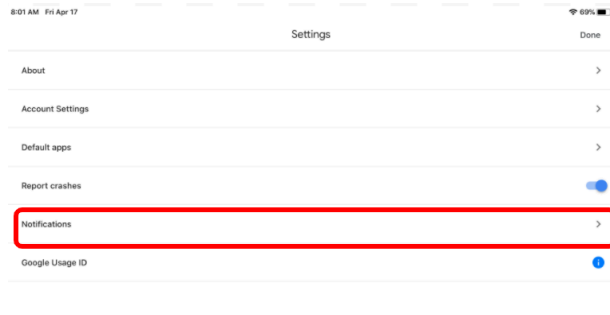


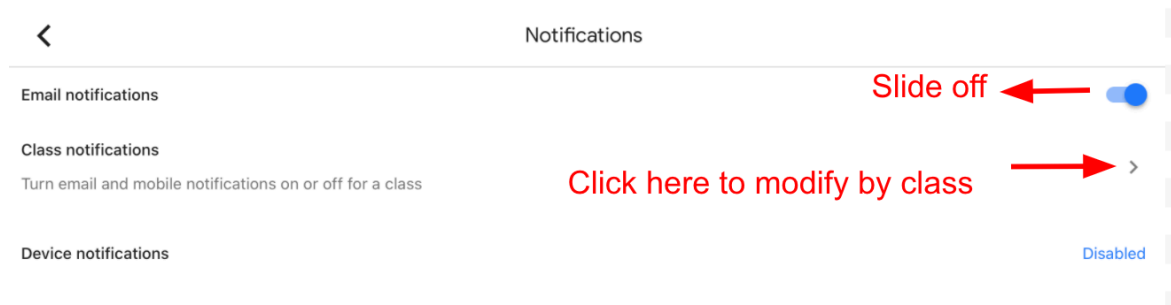
How to Turn OFF/ON Email Notifications for Classroom (on iPad):

1. Go to the Google Classroom App
2. On the menu bar on left, scroll all the way to the bottoms and open settings
3. Click on Notifications



You have two choices from here-

1. Turn off/on all email notifications (slide the blue bar to gray)
2. Or turn them on/off by class. Click on Class notifications and turn them off by individual class.



Please note:

1. That if you turn off all notifications you will need to check into Classroom each day to see new posts/assignments, teacher comments, and any class messages.
2. You can also turn on device notifications and will have more control over the settings and can choose by type of post. These are the notifications that pop up on your screen or in the red badge icon.

